

FUND FACTS

Versatile Portfolios™ TFSA

Co-operators Income Portfolio



Investing in your future. Together.

Co-operators Life Insurance Company | December 31, 2023

Quick Facts

Date fund created:	October 1, 2003
Date fund available:	January 2, 2009
Total value on December 31, 2023:	\$103,928,000
Net Asset Value Per Unit:	\$134.22
Number of Units Outstanding:	866,755
Management Expense Ratio (MER):	3.13%
Portfolio Turnover Rate at December 31, 2023:	69.57%
Minimum Investment:	\$50 PAD or \$250 lump sum
Portfolio Manager:	Co-operators Life Insurance Company

What does the Fund invest in?

This fund invests in Canadian government and corporate bonds and equities of medium to large sized Canadian and foreign companies.

Top 10 Holdings

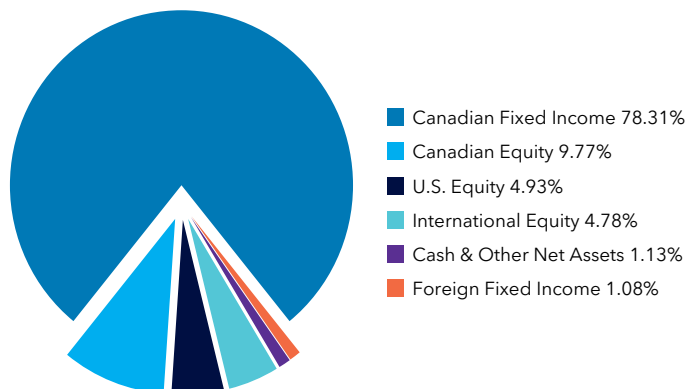
Co-operators Canadian Fixed Income Fund	30.01%
Co-operators BlackRock Canada Universe Bond Index Fund	30.01%
Co-operators Fidelity Canadian Bond Fund	19.99%
Co-operators Mawer Canadian Equity Fund	5.01%
Co-operators Canadian Equity Fund	5.01%
Co-operators Mawer International Equity Fund	4.99%
Co-operators U.S. Equity Fund	2.49%
Co-operators BlackRock U.S. Equity Index Fund	2.49%

The top 10 investments make up 100.00% of the fund.

Total number of investments: 8

Investment Segmentation

At December 31, 2023



How has the Fund performed?

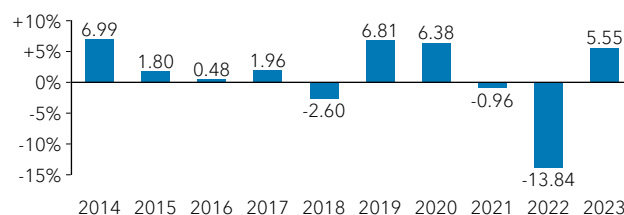
This section tells you how the fund has performed over the past 10 year(s). Returns are after the MER has been deducted. It is important to note that this does not tell you how the fund will perform in the future.

Average Return

A person who invested \$1,000 in the fund 10 year(s) ago now has \$1,112.25. This works out to an average of 1.07% per year.

Year-by-year Returns

This chart shows how the fund has performed in each of the past 10 year(s). In the last 10 year(s) the fund was up in value 7 year(s) and down in value 3 year(s) of the 10.



How risky is it?

The value of your investments can go down. Please see the Information Folder for further details.



Are there any guarantees?

This segregated fund is being offered under an insurance contract. It comes with guarantees that may protect a policyholder's investment if the markets go down. The Management Expense Ratio (MER) includes the insurance cost for the guarantee. For details please refer to Maturity and Death Benefit Guarantees in the Information Folder and Policy.

FUND FACTS

Versatile Portfolios™ TFSA

Co-operators Income Portfolio



Co-operators Life Insurance Company | December 31, 2023

Who is this Fund for?

For investors seeking a diversified portfolio with a strong weighting towards income-producing Canadian bonds. Investors should be comfortable with small ups and downs of the market.

How much does it cost?

The following shows the fees and expenses you could pay to buy, own, and sell units of the fund.

1. Sales Charges

This is a no load product. There are no deferred sales charges. When you make a deposit, Co-operators does not pay your financial representative a commission. 100% of the assets received by Co-operators are used to buy units.

2. Ongoing Fund Expense

The Management Expense Ratio (MER) includes the management fee and operating expenses of the fund. The MER includes the insurance cost for the guarantee. You do not pay these expenses directly. They affect you because they reduce the return you get on your investment. For details about how the guarantee works, see your Policy and Information Folder. For details on the MER, please see the Information Folder.

3. Trailing Commission

For the services and advice provided to you, Co-operators pays your financial representative a trailing commission for as long as you own segregated funds. The annual trailing commission of 0.70% is paid from the management fee and is based on the value of your fund assets.

4. Other Fees

You may pay other fees when you sell or transfer units of the fund.

Withdrawal service fee	\$25 after the first withdrawal each calendar year
Interfund transfer fee	\$20 after the fourth interfund transfer each calendar year

What if I change my mind?

You can change your mind within two business days of the earlier of the date you received confirmation or five business days after it is mailed. You have to tell us in writing (email, fax, or letter) that you want to cancel. The amount returned will be the lesser of the amount you invested or the value of the fund if it has gone down. The amount returned only applies to the specific transaction.

You can also change your mind about subsequent transactions you make under the policy within two business days from the date you received confirmation. In this case, the right to cancel only applies to the new transaction.

For more information

The summary may not contain all the information you need. Please read the Policy and Information Folder.

Co-operators Life Insurance Company
1900 Albert Street Regina, SK S4P 4K8

Phone: 1-800-454-8061

Email: phs_wealth_mgmt@cooperators.ca

FUND FACTS

Versatile Portfolios™ TFSA

Co-operators Balanced Income Portfolio

Co-operators Life Insurance Company | December 31, 2023



Investing in your future. Together.

Quick Facts

Date fund created:	October 1, 2003
Date fund available:	January 2, 2009
Total value on December 31, 2023:	\$169,565,000
Net Asset Value Per Unit:	\$167.94
Number of Units Outstanding:	1,201,420
Management Expense Ratio (MER):	3.18%
Portfolio Turnover Rate at December 31, 2023:	60.11%
Minimum Investment:	\$50 PAD or \$250 lump sum
Portfolio Manager:	Co-operators Life Insurance Company

What does the Fund invest in?

This fund invests in Canadian government and corporate bonds and debentures and equities of medium to large sized Canadian and foreign companies.

Top 10 Holdings

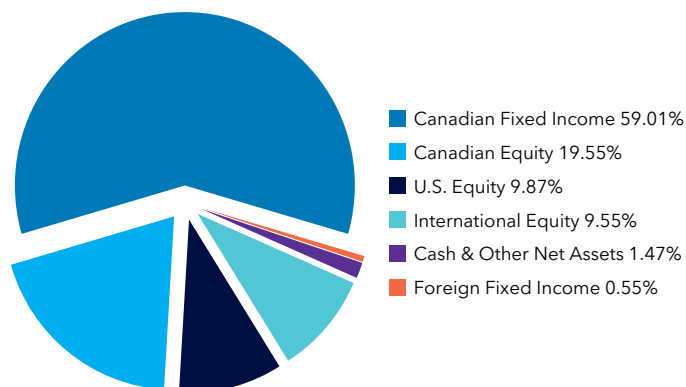
Co-operators Canadian Fixed Income Fund	25.01%
Co-operators BlackRock Canada Universe Bond Index Fund	25.01%
Co-operators Mawer Canadian Equity Fund	10.03%
Co-operators Canadian Equity Fund	10.02%
Co-operators Fidelity Canadian Bond Fund	9.99%
Co-operators Mawer International Equity Fund	9.97%
Co-operators U.S. Equity Fund	4.99%
Co-operators BlackRock U.S. Equity Index Fund	4.98%

The top 10 investments make up 100.00% of the fund.

Total number of investments: 8

Investment Segmentation

At December 31, 2023



How has the Fund performed?

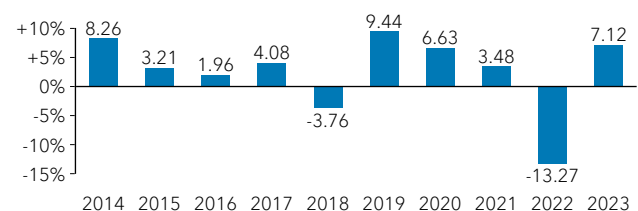
This section tells you how the fund has performed over the past 10 year(s). Returns are after the MER has been deducted. It is important to note that this does not tell you how the fund will perform in the future.

Average Return

A person who invested \$1,000 in the fund 10 year(s) ago now has \$1,280.13. This works out to an average of 2.50% per year.

Year-by-year Returns

This chart shows how the fund has performed in each of the past 10 year(s). In the last 10 year(s) the fund was up in value 8 year(s) and down in value 2 year(s) of the 10.



How risky is it?

The value of your investments can go down. Please see the Information Folder for further details.



Are there any guarantees?

This segregated fund is being offered under an insurance contract. It comes with guarantees that may protect a policyholder's investment if the markets go down. The Management Expense Ratio (MER) includes the insurance cost for the guarantee. For details please refer to Maturity and Death Benefit Guarantees in the Information Folder and Policy.

FUND FACTS

Versatile Portfolios™ TFSA

Co-operators Balanced Income Portfolio

Co-operators Life Insurance Company | December 31, 2023



Investing in your future. Together.

Who is this Fund for?

For investors seeking a diversified portfolio with a slight weighting towards income-producing Canadian bonds. Investors should be comfortable with some ups and downs of the market.

How much does it cost?

The following shows the fees and expenses you could pay to buy, own, and sell units of the fund.

1. Sales Charges

This is a no load product. There are no deferred sales charges. When you make a deposit, Co-operators does not pay your financial representative a commission. 100% of the assets received by Co-operators are used to buy units.

2. Ongoing Fund Expense

The Management Expense Ratio (MER) includes the management fee and operating expenses of the fund. The MER includes the insurance cost for the guarantee. You do not pay these expenses directly. They affect you because they reduce the return you get on your investment. For details about how the guarantee works, see your Policy and Information Folder. For details on the MER, please see the Information Folder.

3. Trailing Commission

For the services and advice provided to you, Co-operators pays your financial representative a trailing commission for as long as you own segregated funds. The annual trailing commission of 0.70% is paid from the management fee and is based on the value of your fund assets.

4. Other Fees

You may pay other fees when you sell or transfer units of the fund.

Withdrawal service fee	\$25 after the first withdrawal each calendar year
Interfund transfer fee	\$20 after the fourth interfund transfer each calendar year

What if I change my mind?

You can change your mind within two business days of the earlier of the date you received confirmation or five business days after it is mailed. You have to tell us in writing (email, fax, or letter) that you want to cancel. The amount returned will be the lesser of the amount you invested or the value of the fund if it has gone down. The amount returned only applies to the specific transaction.

You can also change your mind about subsequent transactions you make under the policy within two business days from the date you received confirmation. In this case, the right to cancel only applies to the new transaction.

For more information

The summary may not contain all the information you need. Please read the Policy and Information Folder.

Co-operators Life Insurance Company
1900 Albert Street Regina, SK S4P 4K8

Phone: 1-800-454-8061

Email: phs_wealth_mgmt@cooperators.ca

FUND FACTS

Versatile Portfolios™ TFSA

Co-operators Balanced Growth Portfolio

Co-operators Life Insurance Company | December 31, 2023



Investing in your future. Together.

Quick Facts

Date fund created:	October 1, 2003
Date fund available:	January 2, 2009
Total value on December 31, 2023:	\$303,946,000
Net Asset Value Per Unit:	\$199.48
Number of Units Outstanding:	1,896,124
Management Expense Ratio (MER):	3.29%
Portfolio Turnover Rate at December 31, 2023:	51.88%
Minimum Investment:	\$50 PAD or \$250 lump sum
Portfolio Manager:	Co-operators Life Insurance Company

What does the Fund invest in?

This fund invests in Canadian government and corporate bonds and debentures and equities of medium to large sized Canadian and foreign companies.

Top 10 Holdings

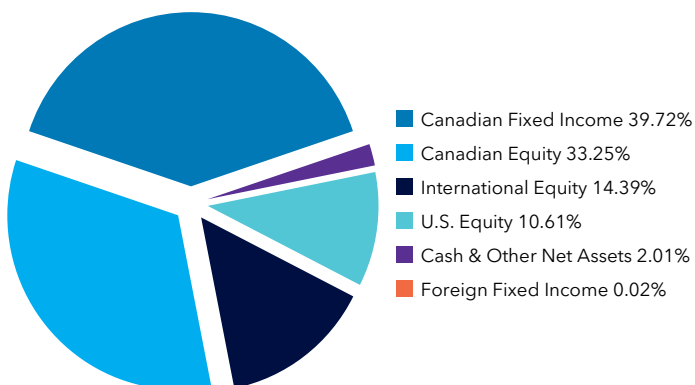
Co-operators Canadian Fixed Income Fund	20.01%
Co-operators BlackRock Canada Universe Bond Index Fund	20.00%
Co-operators Canadian Equity Fund	15.02%
Co-operators Mawer International Equity Fund	14.96%
Co-operators Mawer Canadian Equity Fund	10.02%
Co-operators Fidelity True North® Fund	10.02%
Co-operators U.S. Equity Fund	4.99%
Co-operators BlackRock U.S. Equity Index Fund	4.98%

The top 10 investments make up 100.00% of the fund.

Total number of investments: 8

Investment Segmentation

At December 31, 2023



How has the Fund performed?

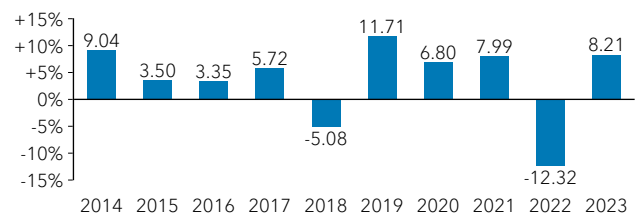
This section tells you how the fund has performed over the past 10 year(s). Returns are after the MER has been deducted. It is important to note that this does not tell you how the fund will perform in the future.

Average Return

A person who invested \$1,000 in the fund 10 year(s) ago now has \$1,430.92. This works out to an average of 3.65% per year.

Year-by-year Returns

This chart shows how the fund has performed in each of the past 10 year(s). In the last 10 year(s) the fund was up in value 8 year(s) and down in value 2 year(s) of the 10.



How risky is it?

The value of your investments can go down. Please see the Information Folder for further details.



Are there any guarantees?

This segregated fund is being offered under an insurance contract. It comes with guarantees that may protect a policyholder's investment if the markets go down. The Management Expense Ratio (MER) includes the insurance cost for the guarantee. For details please refer to Maturity and Death Benefit Guarantees in the Information Folder and Policy.

FUND FACTS

Versatile Portfolios™ TFSA

Co-operators Balanced Growth Portfolio

Co-operators Life Insurance Company | December 31, 2023



Investing in your future. Together.

Who is this Fund for?

For investors seeking a diversified portfolio with a slight weighting towards Canadian and foreign equities. Investors should be comfortable with some ups and downs of the market.

How much does it cost?

The following shows the fees and expenses you could pay to buy, own, and sell units of the fund.

1. Sales Charges

This is a no load product. There are no deferred sales charges. When you make a deposit, Co-operators does not pay your financial representative a commission. 100% of the assets received by Co-operators are used to buy units.

2. Ongoing Fund Expense

The Management Expense Ratio (MER) includes the management fee and operating expenses of the fund. The MER includes the insurance cost for the guarantee. You do not pay these expenses directly. They affect you because they reduce the return you get on your investment. For details about how the guarantee works, see your Policy and Information Folder. For details on the MER, please see the Information Folder.

3. Trailing Commission

For the services and advice provided to you, Co-operators pays your financial representative a trailing commission for as long as you own segregated funds. The annual trailing commission of 0.70% is paid from the management fee and is based on the value of your fund assets.

4. Other Fees

You may pay other fees when you sell or transfer units of the fund.

Withdrawal service fee	\$25 after the first withdrawal each calendar year
Interfund transfer fee	\$20 after the fourth interfund transfer each calendar year

What if I change my mind?

You can change your mind within two business days of the earlier of the date you received confirmation or five business days after it is mailed. You have to tell us in writing (email, fax, or letter) that you want to cancel. The amount returned will be the lesser of the amount you invested or the value of the fund if it has gone down. The amount returned only applies to the specific transaction.

You can also change your mind about subsequent transactions you make under the policy within two business days from the date you received confirmation. In this case, the right to cancel only applies to the new transaction.

For more information

The summary may not contain all the information you need. Please read the Policy and Information Folder.

Co-operators Life Insurance Company
1900 Albert Street Regina, SK S4P 4K8

Phone: 1-800-454-8061

Email: phs_wealth_mgmt@cooperators.ca

FUND FACTS

Versatile Portfolios™ TFSA

Co-operators Growth Portfolio



Investing in your future. Together.

Co-operators Life Insurance Company | December 31, 2023

Quick Facts

Date fund created:	October 1, 2003
Date fund available:	January 2, 2009
Total value on December 31, 2023:	\$185,024,000
Net Asset Value Per Unit:	\$241.70
Number of Units Outstanding:	984,844
Management Expense Ratio (MER):	3.40%
Portfolio Turnover Rate at December 31, 2023:	36.76%
Minimum Investment:	\$50 PAD or \$250 lump sum
Portfolio Manager:	Co-operators Life Insurance Company

What does the Fund invest in?

This fund invests in Canadian government and corporate bonds and debentures and equities of medium to large sized companies anywhere in the world.

Top 10 Holdings

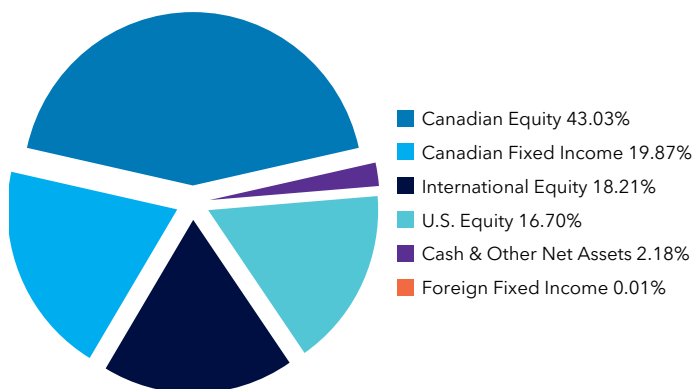
Co-operators Canadian Equity Fund	20.03%
Co-operators Mawer Canadian Equity Fund	15.04%
Co-operators Mawer International Equity Fund	14.96%
Co-operators Fidelity True North® Fund	10.02%
Co-operators Canadian Fixed Income Fund	10.00%
Co-operators BlackRock Canada Universe Bond Index Fund	10.00%
Co-operators Fidelity Global Fund	9.99%
Co-operators U.S. Equity Fund	4.98%
Co-operators BlackRock U.S. Equity Index Fund	4.98%

The top 10 investments make up 100.00% of the fund.

Total number of investments: 9

Investment Segmentation

At December 31, 2023



How has the Fund performed?

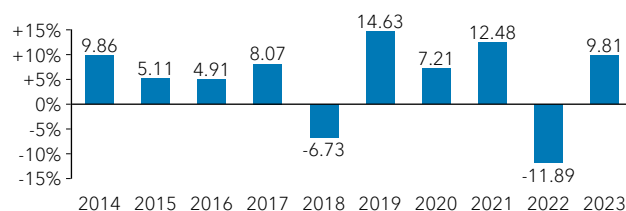
This section tells you how the fund has performed over the past 10 year(s). Returns are after the MER has been deducted. It is important to note that this does not tell you how the fund will perform in the future.

Average Return

A person who invested \$1,000 in the fund 10 year(s) ago now has \$1,633.39. This works out to an average of 5.03% per year.

Year-by-year Returns

This chart shows how the fund has performed in each of the past 10 year(s). In the last 10 year(s) the fund was up in value 8 year(s) and down in value 2 year(s) of the 10.



How risky is it?

The value of your investments can go down. Please see the Information Folder for further details.



Are there any guarantees?

This segregated fund is being offered under an insurance contract. It comes with guarantees that may protect a policyholder's investment if the markets go down. The Management Expense Ratio (MER) includes the insurance cost for the guarantee. For details please refer to Maturity and Death Benefit Guarantees in the Information Folder and Policy.

FUND FACTS

Versatile Portfolios™ TFSA

Co-operators Growth Portfolio



Co-operators Life Insurance Company | December 31, 2023

Who is this Fund for?

For investors seeking a diversified portfolio with a strong weighting towards Canadian and foreign equities. Investors should be comfortable with some ups and downs of the market.

How much does it cost?

The following shows the fees and expenses you could pay to buy, own, and sell units of the fund.

1. Sales Charges

This is a no load product. There are no deferred sales charges. When you make a deposit, Co-operators does not pay your financial representative a commission. 100% of the assets received by Co-operators are used to buy units.

2. Ongoing Fund Expense

The Management Expense Ratio (MER) includes the management fee and operating expenses of the fund. The MER includes the insurance cost for the guarantee. You do not pay these expenses directly. They affect you because they reduce the return you get on your investment. For details about how the guarantee works, see your Policy and Information Folder. For details on the MER, please see the Information Folder.

3. Trailing Commission

For the services and advice provided to you, Co-operators pays your financial representative a trailing commission for as long as you own segregated funds. The annual trailing commission of 0.70% is paid from the management fee and is based on the value of your fund assets.

4. Other Fees

You may pay other fees when you sell or transfer units of the fund.

Withdrawal service fee	\$25 after the first withdrawal each calendar year
Interfund transfer fee	\$20 after the fourth interfund transfer each calendar year

What if I change my mind?

You can change your mind within two business days of the earlier of the date you received confirmation or five business days after it is mailed. You have to tell us in writing (email, fax, or letter) that you want to cancel. The amount returned will be the lesser of the amount you invested or the value of the fund if it has gone down. The amount returned only applies to the specific transaction.

You can also change your mind about subsequent transactions you make under the policy within two business days from the date you received confirmation. In this case, the right to cancel only applies to the new transaction.

For more information

The summary may not contain all the information you need. Please read the Policy and Information Folder.

Co-operators Life Insurance Company
1900 Albert Street Regina, SK S4P 4K8

Phone: 1-800-454-8061

Email: phs_wealth_mgmt@cooperators.ca

FUND FACTS

Versatile Portfolios™ TFSA

Co-operators Maximum Growth Portfolio

Co-operators Life Insurance Company | December 31, 2023



Investing in your future. Together.

Quick Facts

Date fund created:	October 1, 2003
Date fund available:	January 2, 2009
Total value on December 31, 2023:	\$73,283,000
Net Asset Value Per Unit:	\$290.55
Number of Units Outstanding:	334,869
Management Expense Ratio (MER):	3.46%
Portfolio Turnover Rate at December 31, 2023:	18.94%
Minimum Investment:	\$50 PAD or \$250 lump sum
Portfolio Manager:	Co-operators Life Insurance Company

What does the Fund invest in?

This fund invests in equities of small, medium and large sized companies located anywhere in the world.

Top 10 Holdings

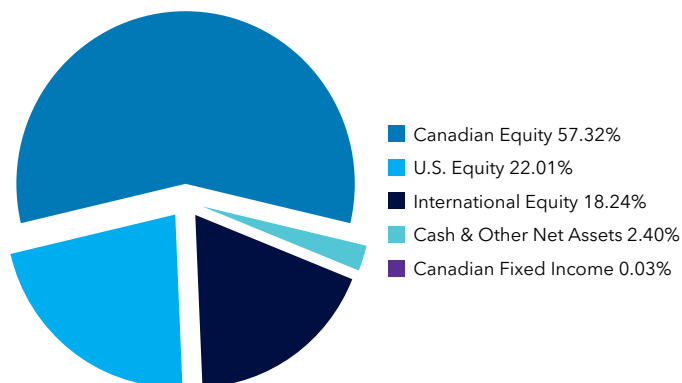
Co-operators Canadian Equity Fund	20.03%
Co-operators Mawer Canadian Equity Fund	15.03%
Co-operators Fidelity True North® Fund	15.03%
Co-operators Mawer International Equity Fund	14.96%
Co-operators BlackRock Canadian Equity Index Fund	10.01%
Co-operators Fidelity Global Fund	9.99%
Co-operators U.S. Equity Fund	7.48%
Co-operators BlackRock U.S. Equity Index Fund	7.47%

The top 10 investments make up 100.00% of the fund.

Total number of investments: 8

Investment Segmentation

At December 31, 2023



How has the Fund performed?

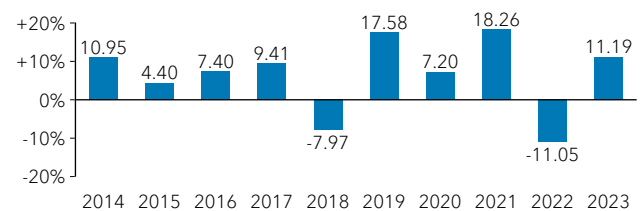
This section tells you how the fund has performed over the past 10 year(s). Returns are after the MER has been deducted. It is important to note that this does not tell you how the fund will perform in the future.

Average Return

A person who invested \$1,000 in the fund 10 year(s) ago now has \$1,846.63. This works out to an average of 6.33% per year.

Year-by-year Returns

This chart shows how the fund has performed in each of the past 10 year(s). In the last 10 year(s) the fund was up in value 8 year(s) and down in value 2 year(s) of the 10.



How risky is it?

The value of your investments can go down. Please see the Information Folder for further details.



Are there any guarantees?

This segregated fund is being offered under an insurance contract. It comes with guarantees that may protect a policyholder's investment if the markets go down. The Management Expense Ratio (MER) includes the insurance cost for the guarantee. For details please refer to Maturity and Death Benefit Guarantees in the Information Folder and Policy.

FUND FACTS

Versatile Portfolios™ TFSA

Co-operators Maximum Growth Portfolio

Co-operators Life Insurance Company | December 31, 2023



Investing in your future. Together.

Who is this Fund for?

For investors seeking a diversified portfolio of Canadian and foreign equities. Investors should be comfortable with moderate ups and downs of the market.

How much does it cost?

The following shows the fees and expenses you could pay to buy, own, and sell units of the fund.

1. Sales Charges

This is a no load product. There are no deferred sales charges. When you make a deposit, Co-operators does not pay your financial representative a commission. 100% of the assets received by Co-operators are used to buy units.

2. Ongoing Fund Expense

The Management Expense Ratio (MER) includes the management fee and operating expenses of the fund. The MER includes the insurance cost for the guarantee. You do not pay these expenses directly. They affect you because they reduce the return you get on your investment. For details about how the guarantee works, see your Policy and Information Folder. For details on the MER, please see the Information Folder.

3. Trailing Commission

For the services and advice provided to you, Co-operators pays your financial representative a trailing commission for as long as you own segregated funds. The annual trailing commission of 0.70% is paid from the management fee and is based on the value of your fund assets.

4. Other Fees

You may pay other fees when you sell or transfer units of the fund.

Withdrawal service fee	\$25 after the first withdrawal each calendar year
Interfund transfer fee	\$20 after the fourth interfund transfer each calendar year

What if I change my mind?

You can change your mind within two business days of the earlier of the date you received confirmation or five business days after it is mailed. You have to tell us in writing (email, fax, or letter) that you want to cancel. The amount returned will be the lesser of the amount you invested or the value of the fund if it has gone down. The amount returned only applies to the specific transaction.

You can also change your mind about subsequent transactions you make under the policy within two business days from the date you received confirmation. In this case, the right to cancel only applies to the new transaction.

For more information

The summary may not contain all the information you need. Please read the Policy and Information Folder.

Co-operators Life Insurance Company
1900 Albert Street Regina, SK S4P 4K8

Phone: 1-800-454-8061

Email: phs_wealth_mgmt@cooperators.ca

FUND FACTS

Versatile Portfolios™ TFSA

Co-operators NEI Select Income RS Portfolio

Co-operators Life Insurance Company | December 31, 2023



Investing in your future. Together.

Quick Facts

Date fund created:	November 1, 2012
Date fund available:	November 1, 2012
Total value on December 31, 2023:	\$3,841,000
Net Asset Value Per Unit:	\$113.50
Number of Units Outstanding:	44,469
Management Expense Ratio (MER):	3.24%
Portfolio Turnover Rate at September 30, 2023:	20.08%
Minimum Investment:	\$50 PAD or \$250 lump sum
Portfolio Manager:	NEI Investments

What does the Fund invest in?

This fund invests in primarily government and corporate bonds along with equities of small, medium, and large sized Canadian & foreign companies that fit the fund's view of responsible investing.

Top 10 Holdings

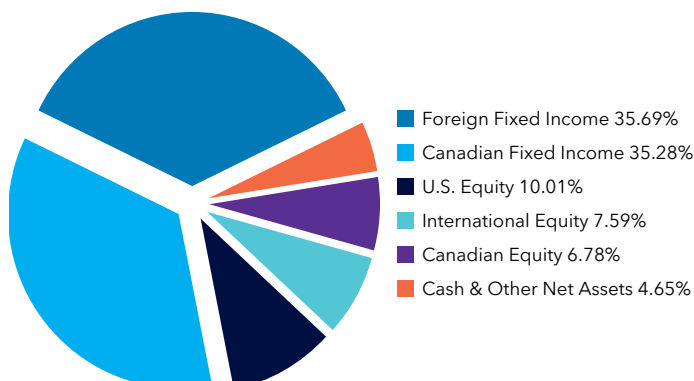
NEI Canadian Bond Fund	37.33%
NEI Global Total Return Bond Fund	22.47%
NEI Global Impact Bond Fund	12.83%
NEI U.S. Equity RS Fund	4.09%
NEI Global Dividend RS Fund	3.61%
NEI ESG Canadian Enhanced Index Fund	3.54%
NEI Canadian Equity RS Fund	3.49%
NEI Global High Yield Bond Fund	2.28%
NEI International Equity RS Fund	2.01%
NEI Global Equity RS Fund	1.73%

The top 10 investments make up 93.38% of the fund.

Total number of investments: 14

Investment Segmentation

At December 31, 2023



How has the Fund performed?

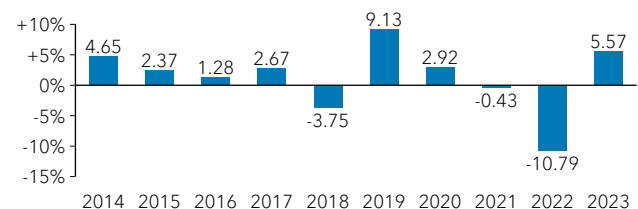
This section tells you how the fund has performed over the past 10 year(s). Returns are after the MER has been deducted. It is important to note that this does not tell you how the fund will perform in the future.

Average Return

A person who invested \$1,000 in the fund 10 year(s) ago now has \$1,129.24. This works out to an average of 1.22% per year.

Year-by-year Returns

This chart shows how the fund has performed in each of the past 10 year(s). In the last 10 year(s) the fund was up in value 7 year(s) and down in value 3 year(s) of the 10.



How risky is it?

The value of your investments can go down. Please see the Information Folder for further details.



Are there any guarantees?

This segregated fund is being offered under an insurance contract. It comes with guarantees that may protect a policyholder's investment if the markets go down. The Management Expense Ratio (MER) includes the insurance cost for the guarantee. For details please refer to Maturity and Death Benefit Guarantees in the Information Folder and Policy.

FUND FACTS

Versatile Portfolios™ TFSA

Co-operators NEI Select Income RS Portfolio

Co-operators Life Insurance Company | December 31, 2023



Investing in your future. Together.

Who is this Fund for?

For investors seeking a diversified portfolio of responsible investments with a strong weighting towards income-producing fixed income securities. Investors should be comfortable with some ups and downs of the market.

How much does it cost?

The following shows the fees and expenses you could pay to buy, own, and sell units of the fund.

1. Sales Charges

This is a no load product. There are no deferred sales charges. When you make a deposit, Co-operators does not pay your financial representative a commission. 100% of the assets received by Co-operators are used to buy units.

2. Ongoing Fund Expense

The Management Expense Ratio (MER) includes the management fee and operating expenses of the fund. The MER includes the insurance cost for the guarantee. You do not pay these expenses directly. They affect you because they reduce the return you get on your investment. For details about how the guarantee works, see your Policy and Information Folder. For details on the MER, please see the Information Folder.

3. Trailing Commission

For the services and advice provided to you, Co-operators pays your financial representative a trailing commission for as long as you own segregated funds. The annual trailing commission of 0.70% is paid from the management fee and is based on the value of your fund assets.

4. Other Fees

You may pay other fees when you sell or transfer units of the fund.

Withdrawal service fee	\$25 after the first withdrawal each calendar year
Interfund transfer fee	\$20 after the fourth interfund transfer each calendar year

What if I change my mind?

You can change your mind within two business days of the earlier of the date you received confirmation or five business days after it is mailed. You have to tell us in writing (email, fax, or letter) that you want to cancel. The amount returned will be the lesser of the amount you invested or the value of the fund if it has gone down. The amount returned only applies to the specific transaction.

You can also change your mind about subsequent transactions you make under the policy within two business days from the date you received confirmation. In this case, the right to cancel only applies to the new transaction.

For more information

The summary may not contain all the information you need. Please read the Policy and Information Folder.

Co-operators Life Insurance Company
1900 Albert Street Regina, SK S4P 4K8

Phone: 1-800-454-8061

Email: phs_wealth_mgmt@cooperators.ca

FUND FACTS

Versatile Portfolios™ TFSA

Co-operators NEI Select Income & Growth RS Portfolio

Co-operators Life Insurance Company | December 31, 2023



Investing in your future. Together.

Quick Facts

Date fund created:	November 1, 2012
Date fund available:	November 1, 2012
Total value on December 31, 2023:	\$4,472,000
Net Asset Value Per Unit:	\$126.12
Number of Units Outstanding:	96,464
Management Expense Ratio (MER):	3.29%
Portfolio Turnover Rate at September 30, 2023:	15.61%
Minimum Investment:	\$50 PAD or \$250 lump sum
Portfolio Manager:	NEI Investments

What does the Fund invest in?

This fund invests in primarily government and corporate bonds along with equities of small, medium, and large sized Canadian & foreign companies that fit the fund's view of responsible investing.

Top 10 Holdings

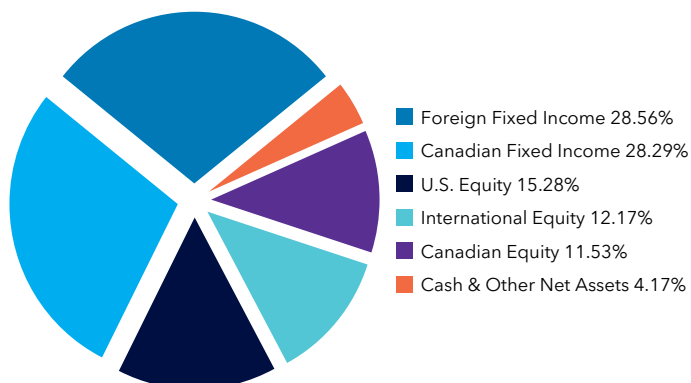
NEI Canadian Bond Fund	29.93%
NEI Global Total Return Bond Fund	18.04%
NEI Global Impact Bond Fund	8.98%
NEI U.S. Equity RS Fund	6.06%
NEI Canadian Equity RS Fund	5.01%
NEI Global Equity RS Fund	4.26%
NEI ESG Canadian Enhanced Index Fund	4.06%
NEI International Equity RS Fund	3.53%
NEI Global Dividend RS Fund	3.40%
NEI Global High Yield Bond Fund	3.08%

The top 10 investments make up 86.35% of the fund.

Total number of investments: 15

Investment Segmentation

At December 31, 2023



How has the Fund performed?

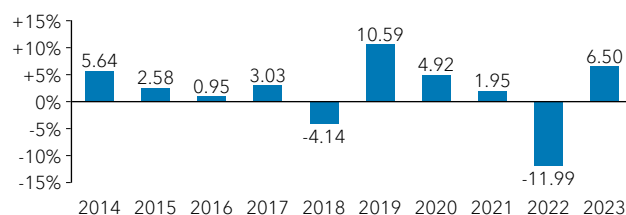
This section tells you how the fund has performed over the past 10 year(s). Returns are after the MER has been deducted. It is important to note that this does not tell you how the fund will perform in the future.

Average Return

A person who invested \$1,000 in the fund 10 year(s) ago now has \$1,198.06. This works out to an average of 1.82% per year.

Year-by-year Returns

This chart shows how the fund has performed in each of the past 10 year(s). In the last 10 year(s) the fund was up in value 8 year(s) and down in value 2 year(s) of the 10.



How risky is it?

The value of your investments can go down. Please see the Information Folder for further details.



Are there any guarantees?

This segregated fund is being offered under an insurance contract. It comes with guarantees that may protect a policyholder's investment if the markets go down. The Management Expense Ratio (MER) includes the insurance cost for the guarantee. For details please refer to Maturity and Death Benefit Guarantees in the Information Folder and Policy.

FUND FACTS

Versatile Portfolios™ TFSA

Co-operators NEI Select Income & Growth RS Portfolio

Co-operators Life Insurance Company | December 31, 2023



Investing in your future. Together.

Who is this Fund for?

For investors seeking a diversified portfolio of responsible investments with a slight weighting towards income-producing fixed income securities. Investors should be comfortable with some ups and downs of the market.

How much does it cost?

The following shows the fees and expenses you could pay to buy, own, and sell units of the fund.

1. Sales Charges

This is a no load product. There are no deferred sales charges. When you make a deposit, Co-operators does not pay your financial representative a commission. 100% of the assets received by Co-operators are used to buy units.

2. Ongoing Fund Expense

The Management Expense Ratio (MER) includes the management fee and operating expenses of the fund. The MER includes the insurance cost for the guarantee. You do not pay these expenses directly. They affect you because they reduce the return you get on your investment. For details about how the guarantee works, see your Policy and Information Folder. For details on the MER, please see the Information Folder.

3. Trailing Commission

For the services and advice provided to you, Co-operators pays your financial representative a trailing commission for as long as you own segregated funds. The annual trailing commission of 0.70% is paid from the management fee and is based on the value of your fund assets.

4. Other Fees

You may pay other fees when you sell or transfer units of the fund.

Withdrawal service fee	\$25 after the first withdrawal each calendar year
Interfund transfer fee	\$20 after the fourth interfund transfer each calendar year

What if I change my mind?

You can change your mind within two business days of the earlier of the date you received confirmation or five business days after it is mailed. You have to tell us in writing (email, fax, or letter) that you want to cancel. The amount returned will be the lesser of the amount you invested or the value of the fund if it has gone down. The amount returned only applies to the specific transaction.

You can also change your mind about subsequent transactions you make under the policy within two business days from the date you received confirmation. In this case, the right to cancel only applies to the new transaction.

For more information

The summary may not contain all the information you need. Please read the Policy and Information Folder.

Co-operators Life Insurance Company
1900 Albert Street Regina, SK S4P 4K8

Phone: 1-800-454-8061

Email: phs_wealth_mgmt@cooperators.ca

FUND FACTS

Versatile Portfolios™ TFSA

Co-operators NEI Select Balanced RS Portfolio

Co-operators Life Insurance Company | December 31, 2023



Investing in your future. Together.

Quick Facts

Date fund created:	November 1, 2012
Date fund available:	November 1, 2012
Total value on December 31, 2023:	\$21,803,000
Net Asset Value Per Unit:	\$148.45
Number of Units Outstanding:	883,934
Management Expense Ratio (MER):	3.40%
Portfolio Turnover Rate at September 30, 2023:	13.39%
Minimum Investment:	\$50 PAD or \$250 lump sum
Portfolio Manager:	NEI Investments

What does the Fund invest in?

This fund invests in primarily government and corporate bonds along with equities of small, medium, and large sized Canadian & foreign companies that fit the fund's view of responsible investing.

Top 10 Holdings

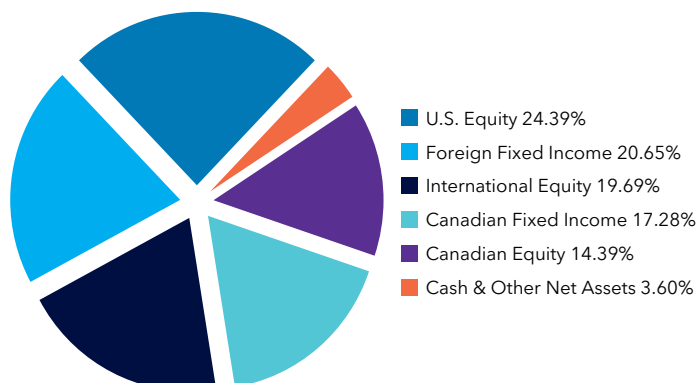
NEI Canadian Bond Fund	18.01%
NEI Global Total Return Bond Fund	13.95%
NEI U.S. Equity RS Fund	10.68%
NEI Global Equity RS Fund	6.78%
NEI Canadian Equity RS Fund	6.04%
NEI International Equity RS Fund	5.52%
NEI Canadian Small Cap Equity RS Fund	4.62%
NEI ESG Canadian Enhanced Index Fund	4.57%
NEI Emerging Markets Fund	4.47%
NEI Global Growth Fund	4.15%

The top 10 investments make up 78.79% of the fund.

Total number of investments: 16

Investment Segmentation

At December 31, 2023



How has the Fund performed?

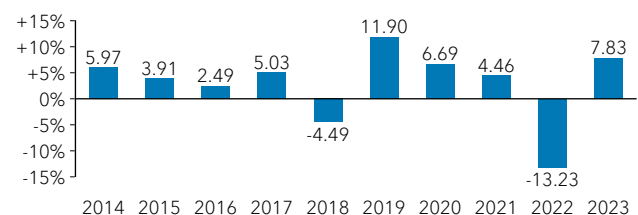
This section tells you how the fund has performed over the past 10 year(s). Returns are after the MER has been deducted. It is important to note that this does not tell you how the fund will perform in the future.

Average Return

A person who invested \$1,000 in the fund 10 year(s) ago now has \$1,321.09. This works out to an average of 2.82% per year.

Year-by-year Returns

This chart shows how the fund has performed in each of the past 10 year(s). In the last 10 year(s) the fund was up in value 8 year(s) and down in value 2 year(s) of the 10.



How risky is it?

The value of your investments can go down. Please see the Information Folder for further details.



Are there any guarantees?

This segregated fund is being offered under an insurance contract. It comes with guarantees that may protect a policyholder's investment if the markets go down. The Management Expense Ratio (MER) includes the insurance cost for the guarantee. For details please refer to Maturity and Death Benefit Guarantees in the Information Folder and Policy.

FUND FACTS

Versatile Portfolios™ TFSA

Co-operators NEI Select Balanced RS Portfolio

Co-operators Life Insurance Company | December 31, 2023



Investing in your future. Together.

Who is this Fund for?

For investors seeking a diversified portfolio of responsible investments with a slight weighting towards Canadian and foreign equities. Investors should be comfortable with some ups and downs of the market.

How much does it cost?

The following shows the fees and expenses you could pay to buy, own, and sell units of the fund.

1. Sales Charges

This is a no load product. There are no deferred sales charges. When you make a deposit, Co-operators does not pay your financial representative a commission. 100% of the assets received by Co-operators are used to buy units.

2. Ongoing Fund Expense

The Management Expense Ratio (MER) includes the management fee and operating expenses of the fund. The MER includes the insurance cost for the guarantee. You do not pay these expenses directly. They affect you because they reduce the return you get on your investment. For details about how the guarantee works, see your Policy and Information Folder. For details on the MER, please see the Information Folder.

3. Trailing Commission

For the services and advice provided to you, Co-operators pays your financial representative a trailing commission for as long as you own segregated funds. The annual trailing commission of 0.70% is paid from the management fee and is based on the value of your fund assets.

4. Other Fees

You may pay other fees when you sell or transfer units of the fund.

Withdrawal service fee	\$25 after the first withdrawal each calendar year
Interfund transfer fee	\$20 after the fourth interfund transfer each calendar year

What if I change my mind?

You can change your mind within two business days of the earlier of the date you received confirmation or five business days after it is mailed. You have to tell us in writing (email, fax, or letter) that you want to cancel. The amount returned will be the lesser of the amount you invested or the value of the fund if it has gone down. The amount returned only applies to the specific transaction.

You can also change your mind about subsequent transactions you make under the policy within two business days from the date you received confirmation. In this case, the right to cancel only applies to the new transaction.

For more information

The summary may not contain all the information you need. Please read the Policy and Information Folder.

Co-operators Life Insurance Company
1900 Albert Street Regina, SK S4P 4K8

Phone: 1-800-454-8061

Email: phs_wealth_mgmt@cooperators.ca

FUND FACTS

Versatile Portfolios™ TFSA

Co-operators NEI Select Growth RS Portfolio

Co-operators Life Insurance Company | December 31, 2023



Investing in your future. Together.

Quick Facts

Date fund created:	November 1, 2012
Date fund available:	November 1, 2012
Total value on December 31, 2023:	\$7,602,000
Net Asset Value Per Unit:	\$172.43
Number of Units Outstanding:	69,124
Management Expense Ratio (MER):	3.62%
Portfolio Turnover Rate at September 30, 2023:	14.13%
Minimum Investment:	\$50 PAD or \$250 lump sum
Portfolio Manager:	NEI Investments

What does the Fund invest in?

This fund invests in primarily government and corporate bonds along with equities of small, medium, and large sized Canadian & foreign companies that fit the fund's view of responsible investing.

Top 10 Holdings

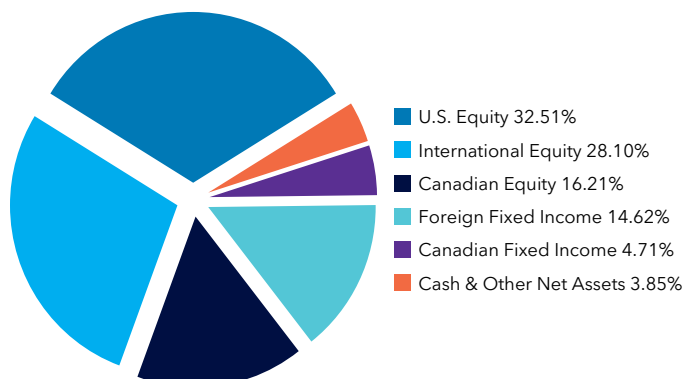
NEI U.S. Equity RS Fund	21.13%
NEI International Equity RS Fund	10.74%
NEI Global Equity RS Fund	10.70%
NEI Emerging Markets Fund	6.58%
NEI Canadian Equity RS Fund	6.56%
NEI Global Total Return Bond Fund	6.49%
NEI Global Value Fund	6.46%
NEI Global Growth Fund	6.26%
NEI Canadian Small Cap Equity RS Fund	5.06%
NEI ESG Canadian Enhanced Index Fund	5.02%

The top 10 investments make up 85.00% of the fund.

Total number of investments: 15

Investment Segmentation

At December 31, 2023



How has the Fund performed?

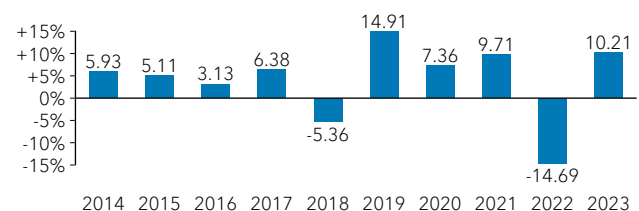
This section tells you how the fund has performed over the past 10 year(s). Returns are after the MER has been deducted. It is important to note that this does not tell you how the fund will perform in the future.

Average Return

A person who invested \$1,000 in the fund 10 year(s) ago now has \$1,471.05. This works out to an average of 3.94% per year.

Year-by-year Returns

This chart shows how the fund has performed in each of the past 10 year(s). In the last 10 year(s) the fund was up in value 8 year(s) and down in value 2 year(s) of the 10.



How risky is it?

The value of your investments can go down. Please see the Information Folder for further details.



Are there any guarantees?

This segregated fund is being offered under an insurance contract. It comes with guarantees that may protect a policyholder's investment if the markets go down. The Management Expense Ratio (MER) includes the insurance cost for the guarantee. For details please refer to Maturity and Death Benefit Guarantees in the Information Folder and Policy.

FUND FACTS

Versatile Portfolios™ TFSA

Co-operators NEI Select Growth RS Portfolio

Co-operators Life Insurance Company | December 31, 2023



Investing in your future. Together.

Who is this Fund for?

For investors seeking a diversified portfolio of responsible investments with a strong weighting towards Canadian and foreign equities. Investors should be comfortable with moderate ups and downs of the market.

How much does it cost?

The following shows the fees and expenses you could pay to buy, own, and sell units of the fund.

1. Sales Charges

This is a no load product. There are no deferred sales charges. When you make a deposit, Co-operators does not pay your financial representative a commission. 100% of the assets received by Co-operators are used to buy units.

2. Ongoing Fund Expense

The Management Expense Ratio (MER) includes the management fee and operating expenses of the fund. The MER includes the insurance cost for the guarantee. You do not pay these expenses directly. They affect you because they reduce the return you get on your investment. For details about how the guarantee works, see your Policy and Information Folder. For details on the MER, please see the Information Folder.

3. Trailing Commission

For the services and advice provided to you, Co-operators pays your financial representative a trailing commission for as long as you own segregated funds. The annual trailing commission of 0.70% is paid from the management fee and is based on the value of your fund assets.

4. Other Fees

You may pay other fees when you sell or transfer units of the fund.

Withdrawal service fee	\$25 after the first withdrawal each calendar year
Interfund transfer fee	\$20 after the fourth interfund transfer each calendar year

What if I change my mind?

You can change your mind within two business days of the earlier of the date you received confirmation or five business days after it is mailed. You have to tell us in writing (email, fax, or letter) that you want to cancel. The amount returned will be the lesser of the amount you invested or the value of the fund if it has gone down. The amount returned only applies to the specific transaction.

You can also change your mind about subsequent transactions you make under the policy within two business days from the date you received confirmation. In this case, the right to cancel only applies to the new transaction.

For more information

The summary may not contain all the information you need. Please read the Policy and Information Folder.

Co-operators Life Insurance Company
1900 Albert Street Regina, SK S4P 4K8

Phone: 1-800-454-8061

Email: phs_wealth_mgmt@cooperators.ca

FUND FACTS

Versatile Portfolios™ TFSA

Co-operators Canadian Fixed Income Fund

Co-operators Life Insurance Company | December 31, 2023



Investing in your future. Together.

Quick Facts

Date fund created:	October 1, 2003
Date fund available:	January 2, 2009
Total value on December 31, 2023:	\$226,891,000
Net Asset Value Per Unit:	\$113.31
Number of Units Outstanding:	2,220,991
Management Expense Ratio (MER):	2.86%
Portfolio Turnover Rate at December 31, 2023:	180.14%
Minimum Investment:	\$50 PAD or \$250 lump sum
Portfolio Manager:	Addenda Capital Inc.

What does the Fund invest in?

This fund invests in Canadian government and corporate bonds and debentures that fit the fund's view of sustainable investing.

Top 10 Holdings

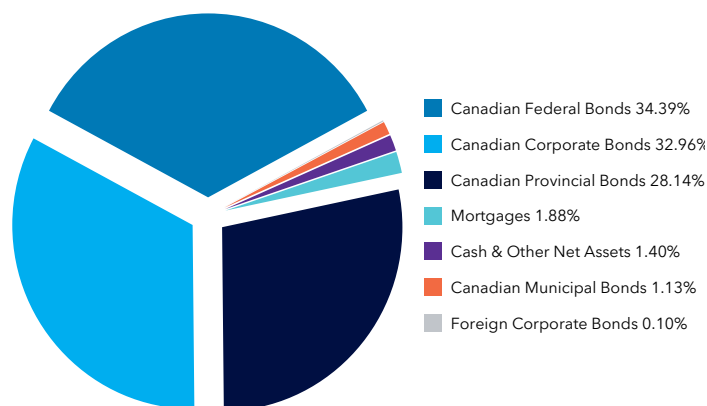
Government of Canada, 3.50%, 01 Mar 2028	6.08%
Government of Canada, 1.50%, 01 Jun 2031	4.89%
Government of Canada, 2.00%, 01 Jun 2032	4.63%
Province of Ontario, 3.65%, 02 Jun 2033	3.47%
Government of Canada, 2.25%, 01 Dec 2029	3.41%
Government of Canada, 2.75%, 01 Jun 2033	3.19%
Government of Canada, 1.25%, 01 Jun 2030	3.16%
Province of Quebec, 2.85%, 01 Dec 2053	2.91%
Province of Ontario, 2.90%, 02 Dec 2046	2.57%
Government of Canada, 1.50%, 01 Apr 2025	2.52%

The top 10 investments make up 36.83% of the fund.

Total number of investments: 287

Investment Segmentation

At December 31, 2023



How has the Fund performed?

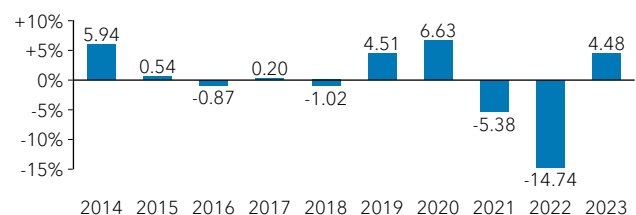
This section tells you how the fund has performed over the past 10 year(s). Returns are after the MER has been deducted. It is important to note that this does not tell you how the fund will perform in the future.

Average Return

A person who invested \$1,000 in the fund 10 year(s) ago now has \$983.55. This works out to an average of -0.17% per year.

Year-by-year Returns

This chart shows how the fund has performed in each of the past 10 year(s). In the last 10 year(s) the fund was up in value 6 year(s) and down in value 4 year(s) of the 10.



How risky is it?

The value of your investments can go down. Please see the Information Folder for further details.



Are there any guarantees?

This segregated fund is being offered under an insurance contract. It comes with guarantees that may protect a policyholder's investment if the markets go down. The Management Expense Ratio (MER) includes the insurance cost for the guarantee. For details please refer to Maturity and Death Benefit Guarantees in the Information Folder and Policy.

FUND FACTS

Versatile Portfolios™ TFSA

Co-operators Canadian Fixed Income Fund

Co-operators Life Insurance Company | December 31, 2023



Investing in your future. Together.

Who is this Fund for?

For investors seeking a fixed income investment with the potential for interest income and a medium to long-term investment horizon. Investors should be comfortable with small ups and downs of the market.

How much does it cost?

The following shows the fees and expenses you could pay to buy, own, and sell units of the fund.

1. Sales Charges

This is a no load product. There are no deferred sales charges. When you make a deposit, Co-operators does not pay your financial representative a commission. 100% of the assets received by Co-operators are used to buy units.

2. Ongoing Fund Expense

The Management Expense Ratio (MER) includes the management fee and operating expenses of the fund. The MER includes the insurance cost for the guarantee. You do not pay these expenses directly. They affect you because they reduce the return you get on your investment. For details about how the guarantee works, see your Policy and Information Folder. For details on the MER, please see the Information Folder.

3. Trailing Commission

For the services and advice provided to you, Co-operators pays your financial representative a trailing commission for as long as you own segregated funds. The annual trailing commission of 0.70% is paid from the management fee and is based on the value of your fund assets.

4. Other Fees

You may pay other fees when you sell or transfer units of the fund.

Withdrawal service fee	\$25 after the first withdrawal each calendar year
Interfund transfer fee	\$20 after the fourth interfund transfer each calendar year

What if I change my mind?

You can change your mind within two business days of the earlier of the date you received confirmation or five business days after it is mailed. You have to tell us in writing (email, fax, or letter) that you want to cancel. The amount returned will be the lesser of the amount you invested or the value of the fund if it has gone down. The amount returned only applies to the specific transaction.

You can also change your mind about subsequent transactions you make under the policy within two business days from the date you received confirmation. In this case, the right to cancel only applies to the new transaction.

For more information

The summary may not contain all the information you need. Please read the Policy and Information Folder.

Co-operators Life Insurance Company
1900 Albert Street Regina, SK S4P 4K8

Phone: 1-800-454-8061

Email: phs_wealth_mgmt@cooperators.ca

FUND FACTS

Versatile Portfolios™ TFSA

Co-operators Money Market Fund



Co-operators Life Insurance Company | December 31, 2023

Quick Facts

Date fund created:	October 1, 2003
Date fund available:	January 2, 2009
Total value on December 31, 2023:	\$27,448,000
Net Asset Value Per Unit:	\$100.66
Number of Units Outstanding:	365,633
Management Expense Ratio (MER):	1.65%
Portfolio Turnover Rate at December 31, 2023:	1051.39%
Minimum Investment:	\$50 PAD or \$250 lump sum
Portfolio Manager:	Addenda Capital Inc.

What does the Fund invest in?

This fund invests in short-term Canadian investments in the Government of Canada, the provinces, or high grade Canadian companies that fit the fund's view of sustainable investing.

Top 10 Holdings


Government of Canada T-Bills, 06 Jun 2024	11.52%
Government of Canada T-Bills, 28 Mar 2024	7.97%
Canadian Western Bank, 5.89%, 22 Jan 2024	7.74%
North West Redwater Partnership, 3.20%, 22 Jul 2024	5.46%
Stable Trust Discount Note, 16 May 2024	5.25%
Sure Trust Discount Note, 21 Aug 2024	4.88%
King St Trust Discount Note, 23 Apr 2024	4.66%
Sound Trust Discount Note, 19 Jul 2024	4.36%
Bay Street Trust Discount Note, 03 May 2024	4.21%
Canadian Master Trust Discount Note, 30 Apr 2024	3.60%

The top 10 investments make up 59.65% of the fund.

Total number of investments: 27

Investment Segmentation

At December 31, 2023



■ Cash & Short Term 100.00%

How has the Fund performed?

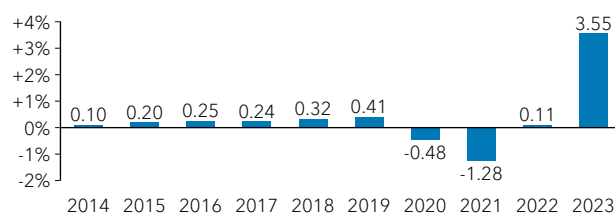
This section tells you how the fund has performed over the past 10 year(s). Returns are after the MER has been deducted. It is important to note that this does not tell you how the fund will perform in the future.

Average Return

A person who invested \$1,000 in the fund 10 year(s) ago now has \$1,034.06. This works out to an average of 0.34% per year.

Year-by-year Returns

This chart shows how the fund has performed in each of the past 10 year(s). In the last 10 year(s) the fund was up in value 8 year(s) and down in value 2 year(s) of the 10.



How risky is it?

The value of your investments can go down. Please see the Information Folder for further details.



Are there any guarantees?

This segregated fund is being offered under an insurance contract. It comes with guarantees that may protect a policyholder's investment if the markets go down. The Management Expense Ratio (MER) includes the insurance cost for the guarantee. For details please refer to Maturity and Death Benefit Guarantees in the Information Folder and Policy.

FUND FACTS
Versatile Portfolios™ TFSA
Co-operators Money Market Fund



Co-operators Life Insurance Company | December 31, 2023

Who is this Fund for?

For investors seeking interest income and a high level of liquidity with a short to medium-term investment horizon. Investors should be comfortable with small ups and downs of the market.

How much does it cost?

The following shows the fees and expenses you could pay to buy, own, and sell units of the fund.

1. Sales Charges

This is a no load product. There are no deferred sales charges. When you make a deposit, Co-operators does not pay your financial representative a commission. 100% of the assets received by Co-operators are used to buy units.

2. Ongoing Fund Expense

The Management Expense Ratio (MER) includes the management fee and operating expenses of the fund. The MER includes the insurance cost for the guarantee. You do not pay these expenses directly. They affect you because they reduce the return you get on your investment. For details about how the guarantee works, see your Policy and Information Folder. For details on the MER, please see the Information Folder.

3. Trailing Commission

For the services and advice provided to you, Co-operators pays your financial representative a trailing commission for as long as you own segregated funds. The annual trailing commission of 0.10% is paid from the management fee and is based on the value of your fund assets.

4. Other Fees

You may pay other fees when you sell or transfer units of the fund.

Withdrawal service fee	\$25 after the first withdrawal each calendar year
Interfund transfer fee	\$20 after the fourth interfund transfer each calendar year

What if I change my mind?

You can change your mind within two business days of the earlier of the date you received confirmation or five business days after it is mailed. You have to tell us in writing (email, fax, or letter) that you want to cancel. The amount returned will be the lesser of the amount you invested or the value of the fund if it has gone down. The amount returned only applies to the specific transaction.

You can also change your mind about subsequent transactions you make under the policy within two business days from the date you received confirmation. In this case, the right to cancel only applies to the new transaction.

For more information

The summary may not contain all the information you need. Please read the Policy and Information Folder.

Co-operators Life Insurance Company
1900 Albert Street Regina, SK S4P 4K8

Phone: 1-800-454-8061

Email: phs_wealth_mgmt@cooperators.ca

FUND FACTS

Versatile Portfolios™ TFSA

Co-operators Balanced Fund



Investing in your future. Together.

Co-operators Life Insurance Company | December 31, 2023

Quick Facts

Date fund created:	October 1, 2003
Date fund available:	January 2, 2009
Total value on December 31, 2023:	\$168,955,000
Net Asset Value Per Unit:	\$206.96
Number of Units Outstanding:	544,540
Management Expense Ratio (MER):	2.86%
Portfolio Turnover Rate at December 31, 2023:	45.77%
Minimum Investment:	\$50 PAD or \$250 lump sum
Portfolio Manager:	Addenda Capital Inc.

What does the Fund invest in?

This fund invests in Canadian government and corporate bonds and debentures and equities of medium to large sized Canadian and U.S. companies that fit the fund's view of sustainable investing.

Top 10 Holdings

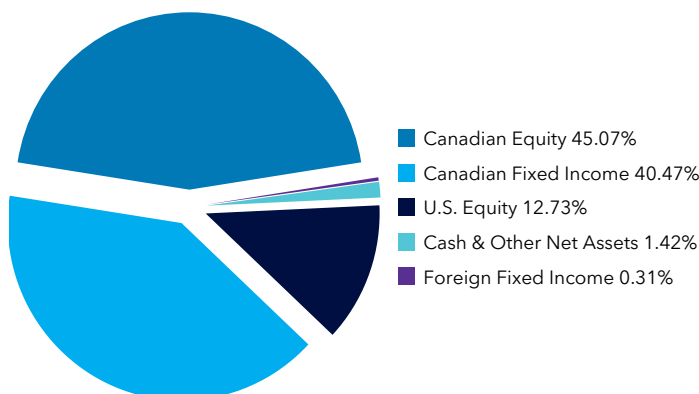
Addenda U.S. Equity Pooled Fund	12.95%
Government of Canada, 2.25%, 01 Dec 2029	3.51%
Toronto-Dominion Bank	2.77%
Government of Canada, 3.50%, 01 Mar 2028	2.71%
Government of Canada, 2.75%, 01 Sep 2027	2.33%
Canadian Natural Resources Ltd.	2.33%
Bank of Montreal	2.10%
Royal Bank of Canada	1.98%
Brookfield Corporation	1.98%
Constellation Software Inc.	1.95%

The top 10 investments make up 34.61% of the fund.

Total number of investments: 189

Investment Segmentation

At December 31, 2023



How has the Fund performed?

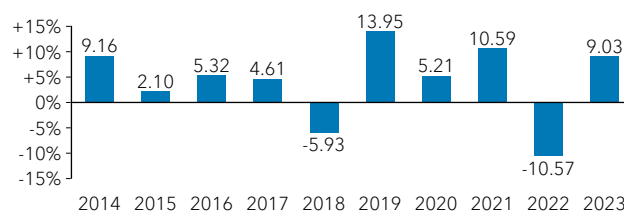
This section tells you how the fund has performed over the past 10 year(s). Returns are after the MER has been deducted. It is important to note that this does not tell you how the fund will perform in the future.

Average Return

A person who invested \$1,000 in the fund 10 year(s) ago now has \$1,493.35. This works out to an average of 4.09% per year.

Year-by-year Returns

This chart shows how the fund has performed in each of the past 10 year(s). In the last 10 year(s) the fund was up in value 8 year(s) and down in value 2 year(s) of the 10.



How risky is it?

The value of your investments can go down. Please see the Information Folder for further details.



Are there any guarantees?

This segregated fund is being offered under an insurance contract. It comes with guarantees that may protect a policyholder's investment if the markets go down. The Management Expense Ratio (MER) includes the insurance cost for the guarantee. For details please refer to Maturity and Death Benefit Guarantees in the Information Folder and Policy.

FUND FACTS
Versatile Portfolios™ TFSA
Co-operators Balanced Fund



Co-operators Life Insurance Company | December 31, 2023

Who is this Fund for?

For investors seeking both growth and income through a combination of equities and fixed income securities and who have a medium to long-term investment horizon. Investors should be comfortable with some ups and downs of the market.

How much does it cost?

The following shows the fees and expenses you could pay to buy, own, and sell units of the fund.

1. Sales Charges

This is a no load product. There are no deferred sales charges. When you make a deposit, Co-operators does not pay your financial representative a commission. 100% of the assets received by Co-operators are used to buy units.

2. Ongoing Fund Expense

The Management Expense Ratio (MER) includes the management fee and operating expenses of the fund. The MER includes the insurance cost for the guarantee. You do not pay these expenses directly. They affect you because they reduce the return you get on your investment. For details about how the guarantee works, see your Policy and Information Folder. For details on the MER, please see the Information Folder.

3. Trailing Commission

For the services and advice provided to you, Co-operators pays your financial representative a trailing commission for as long as you own segregated funds. The annual trailing commission of 0.70% is paid from the management fee and is based on the value of your fund assets.

4. Other Fees

You may pay other fees when you sell or transfer units of the fund.

Withdrawal service fee	\$25 after the first withdrawal each calendar year
Interfund transfer fee	\$20 after the fourth interfund transfer each calendar year

What if I change my mind?

You can change your mind within two business days of the earlier of the date you received confirmation or five business days after it is mailed. You have to tell us in writing (email, fax, or letter) that you want to cancel. The amount returned will be the lesser of the amount you invested or the value of the fund if it has gone down. The amount returned only applies to the specific transaction.

You can also change your mind about subsequent transactions you make under the policy within two business days from the date you received confirmation. In this case, the right to cancel only applies to the new transaction.

For more information

The summary may not contain all the information you need. Please read the Policy and Information Folder.

Co-operators Life Insurance Company
1900 Albert Street Regina, SK S4P 4K8

Phone: 1-800-454-8061

Email: phs_wealth_mgmt@cooperators.ca

FUND FACTS

Versatile Portfolios™ TFSA

Co-operators Mawer Balanced Fund

Co-operators Life Insurance Company | December 31, 2023



Investing in your future. Together.

Quick Facts

Date fund created:	November 1, 2012
Date fund available:	November 1, 2012
Total value on December 31, 2023:	\$289,338,000
Net Asset Value Per Unit:	\$183.34
Number of Units Outstanding:	4,289,947
Management Expense Ratio (MER):	3.07%
Portfolio Turnover Rate at December 31, 2023:	0.16%
Minimum Investment:	\$50 PAD or \$250 lump sum
Portfolio Manager:	Mawer Investment Management Ltd.

What does the Fund invest in?

This fund invests in Canadian government and corporate bonds and debentures and equities of small, medium, and large sized companies throughout the world.

Top 10 Holdings

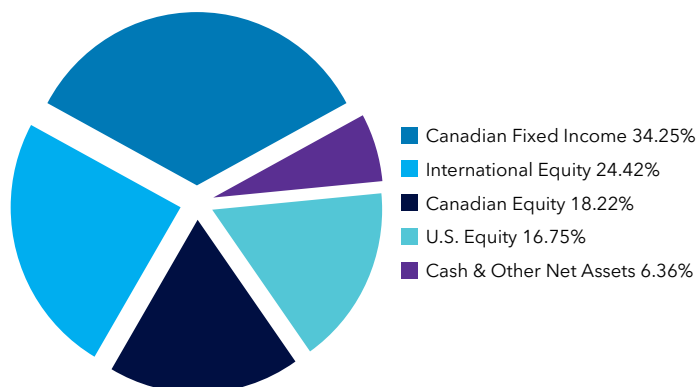
Mawer Canadian Bond Fund	34.46%
Mawer International Equity Fund	16.99%
Mawer U.S. Equity Fund	16.93%
Mawer Canadian Equity Fund	15.29%
Mawer Global Small Cap Fund	7.25%
Mawer New Canada Fund	3.73%
Government of Canada T-Bills, 14 Mar 2024	2.14%
Government of Canada T-Bills, 15 Feb 2024	1.76%
Mawer Emerging Markets Equity Fund	1.40%
Mawer Canadian Money Market Fund	0.05%

The top 10 investments make up 100.00% of the fund.

Total number of investments: 10

Investment Segmentation

At December 31, 2023



How has the Fund performed?

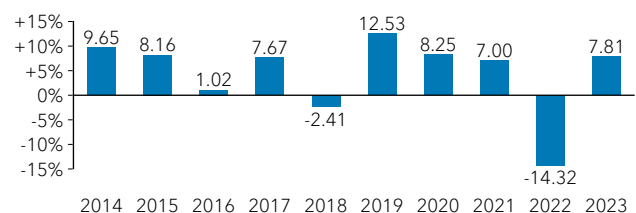
This section tells you how the fund has performed over the past 10 year(s). Returns are after the MER has been deducted. It is important to note that this does not tell you how the fund will perform in the future.

Average Return

A person who invested \$1,000 in the fund 10 year(s) ago now has \$1,515.82. This works out to an average of 4.25% per year.

Year-by-year Returns

This chart shows how the fund has performed in each of the past 10 year(s). In the last 10 year(s) the fund was up in value 8 year(s) and down in value 2 year(s) of the 10.



How risky is it?

The value of your investments can go down. Please see the Information Folder for further details.



Are there any guarantees?

This segregated fund is being offered under an insurance contract. It comes with guarantees that may protect a policyholder's investment if the markets go down. The Management Expense Ratio (MER) includes the insurance cost for the guarantee. For details please refer to Maturity and Death Benefit Guarantees in the Information Folder and Policy.

FUND FACTS

Versatile Portfolios™ TFSA

Co-operators Mawer Balanced Fund

Co-operators Life Insurance Company | December 31, 2023



Investing in your future. Together.

Who is this Fund for?

For investors seeking both growth and income through a combination of equities and fixed income securities and who have a medium to long-term investment horizon. Investors should be comfortable with some ups and downs of the market.

How much does it cost?

The following shows the fees and expenses you could pay to buy, own, and sell units of the fund.

1. Sales Charges

This is a no load product. There are no deferred sales charges. When you make a deposit, Co-operators does not pay your financial representative a commission. 100% of the assets received by Co-operators are used to buy units.

2. Ongoing Fund Expense

The Management Expense Ratio (MER) includes the management fee and operating expenses of the fund. The MER includes the insurance cost for the guarantee. You do not pay these expenses directly. They affect you because they reduce the return you get on your investment. For details about how the guarantee works, see your Policy and Information Folder. For details on the MER, please see the Information Folder.

3. Trailing Commission

For the services and advice provided to you, Co-operators pays your financial representative a trailing commission for as long as you own segregated funds. The annual trailing commission of 0.70% is paid from the management fee and is based on the value of your fund assets.

4. Other Fees

You may pay other fees when you sell or transfer units of the fund.

Withdrawal service fee	\$25 after the first withdrawal each calendar year
Interfund transfer fee	\$20 after the fourth interfund transfer each calendar year

What if I change my mind?

You can change your mind within two business days of the earlier of the date you received confirmation or five business days after it is mailed. You have to tell us in writing (email, fax, or letter) that you want to cancel. The amount returned will be the lesser of the amount you invested or the value of the fund if it has gone down. The amount returned only applies to the specific transaction.

You can also change your mind about subsequent transactions you make under the policy within two business days from the date you received confirmation. In this case, the right to cancel only applies to the new transaction.

For more information

The summary may not contain all the information you need. Please read the Policy and Information Folder.

Co-operators Life Insurance Company
1900 Albert Street Regina, SK S4P 4K8

Phone: 1-800-454-8061

Email: phs_wealth_mgmt@cooperators.ca

FUND FACTS

Versatile Portfolios™ TFSA

Co-operators Mawer Global Balanced Fund

Co-operators Life Insurance Company | December 31, 2023



Investing in your future. Together.

Quick Facts

Date fund created:	December 20, 2021
Date fund available:	December 20, 2021
Total value on December 31, 2023:	\$3,504,000
Net Asset Value Per Unit:	\$97.69
Number of Units Outstanding:	35,463
Management Expense Ratio (MER):	3.07%
Portfolio Turnover Rate at December 31, 2023:	8.68%
Minimum Investment:	\$50 PAD or \$250 lump sum
Portfolio Manager:	Mawer Investment Management Ltd.

What does the Fund invest in?

This fund invests in government and corporate bonds and debentures along with equities of small, medium, and large sized companies throughout the world.

Top 10 Holdings

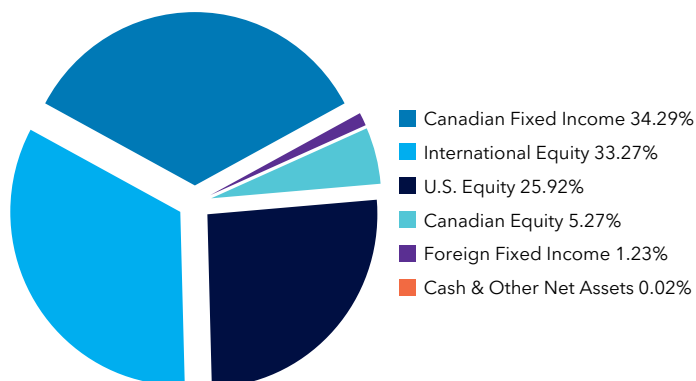
Mawer Canadian Bond Fund	35.51%
Marsh & McLennan Companies Inc.	3.02%
Alimentation Couche-Tard Inc.	2.89%
Publicis Groupe S.A.	2.71%
Microsoft Corporation	2.64%
Wolters Kluwer N.V.	2.62%
UnitedHealth Group Inc.	2.49%
CGI Group Inc.	2.38%
AON plc	2.00%
KDDI Corporation	1.95%

The top 10 investments make up 58.21% of the fund.

Total number of investments: 54

Investment Segmentation

At December 31, 2023



How has the Fund performed?

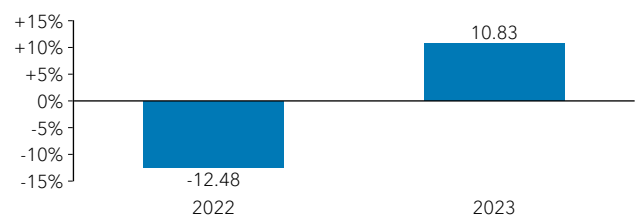
This section tells you how the fund has performed over the past 2 year(s). Returns are after the MER has been deducted. It is important to note that this does not tell you how the fund will perform in the future.

Average Return

A person who invested \$1,000 in the fund 2 year(s) ago now has \$970.00. This works out to an average of -1.51% per year.

Year-by-year Returns

This chart shows how the fund has performed in each of the past 2 year(s). In the last 2 year(s) the fund was up in value 1 year(s) and down in value 1 year(s) of the 2.



How risky is it?

The value of your investments can go down. Please see the Information Folder for further details.



Are there any guarantees?

This segregated fund is being offered under an insurance contract. It comes with guarantees that may protect a policyholder's investment if the markets go down. The Management Expense Ratio (MER) includes the insurance cost for the guarantee. For details please refer to Maturity and Death Benefit Guarantees in the Information Folder and Policy.

FUND FACTS

Versatile Portfolios™ TFSA

Co-operators Mawer Global Balanced Fund

Co-operators Life Insurance Company | December 31, 2023



Investing in your future. Together.

Who is this Fund for?

For investors seeking both growth and income through a combination of equities and fixed income securities and who have a medium to long-term investment horizon. Investors should be comfortable with some ups and downs of the market.

How much does it cost?

The following shows the fees and expenses you could pay to buy, own, and sell units of the fund.

1. Sales Charges

This is a no load product. There are no deferred sales charges. When you make a deposit, Co-operators does not pay your financial representative a commission. 100% of the assets received by Co-operators are used to buy units.

2. Ongoing Fund Expense

The Management Expense Ratio (MER) includes the management fee and operating expenses of the fund. The MER includes the insurance cost for the guarantee. You do not pay these expenses directly. They affect you because they reduce the return you get on your investment. For details about how the guarantee works, see your Policy and Information Folder. For details on the MER, please see the Information Folder.

3. Trailing Commission

For the services and advice provided to you, Co-operators pays your financial representative a trailing commission for as long as you own segregated funds. The annual trailing commission of 0.70% is paid from the management fee and is based on the value of your fund assets.

4. Other Fees

You may pay other fees when you sell or transfer units of the fund.

Withdrawal service fee	\$25 after the first withdrawal each calendar year
Interfund transfer fee	\$20 after the fourth interfund transfer each calendar year

What if I change my mind?

You can change your mind within two business days of the earlier of the date you received confirmation or five business days after it is mailed. You have to tell us in writing (email, fax, or letter) that you want to cancel. The amount returned will be the lesser of the amount you invested or the value of the fund if it has gone down. The amount returned only applies to the specific transaction.

You can also change your mind about subsequent transactions you make under the policy within two business days from the date you received confirmation. In this case, the right to cancel only applies to the new transaction.

For more information

The summary may not contain all the information you need. Please read the Policy and Information Folder.

Co-operators Life Insurance Company
1900 Albert Street Regina, SK S4P 4K8

Phone: 1-800-454-8061

Email: phs_wealth_mgmt@cooperators.ca

FUND FACTS

Versatile Portfolios™ TFSA

Co-operators Canadian Equity Fund



Co-operators Life Insurance Company | December 31, 2023

Quick Facts

Date fund created:	October 1, 2003
Date fund available:	January 2, 2009
Total value on December 31, 2023:	\$187,498,000
Net Asset Value Per Unit:	\$264.09
Number of Units Outstanding:	836,316
Management Expense Ratio (MER):	2.86%
Portfolio Turnover Rate at December 31, 2023:	19.88%
Minimum Investment:	\$50 PAD or \$250 lump sum
Portfolio Manager:	Addenda Capital Inc.

What does the Fund invest in?

This fund invests in Canadian equities of medium to large sized companies.

Top 10 Holdings

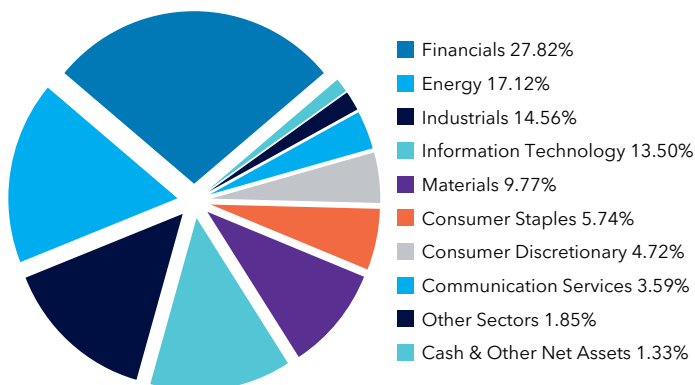
Toronto-Dominion Bank	6.04%
Canadian Natural Resources Ltd.	5.07%
Bank of Montreal	4.62%
Royal Bank of Canada	4.32%
Brookfield Corporation	4.32%
Constellation Software Inc.	4.29%
Barrick Gold Corporation	3.73%
Shopify Inc.	3.62%
Canadian Pacific Kansas City Limited	3.61%
Alimentation Couche-Tard Inc.	3.31%

The top 10 investments make up 42.93% of the fund.

Total number of investments: 56

Investment Segmentation

At December 31, 2023



How has the Fund performed?

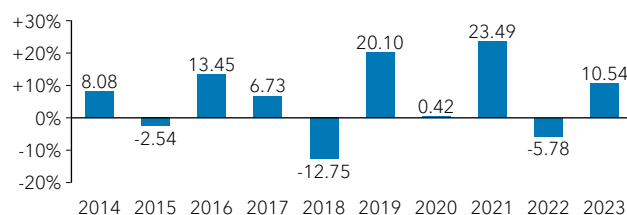
This section tells you how the fund has performed over the past 10 year(s). Returns are after the MER has been deducted. It is important to note that this does not tell you how the fund will perform in the future.

Average Return

A person who invested \$1,000 in the fund 10 year(s) ago now has \$1,725.92. This works out to an average of 5.61% per year.

Year-by-year Returns

This chart shows how the fund has performed in each of the past 10 year(s). In the last 10 year(s) the fund was up in value 7 year(s) and down in value 3 year(s) of the 10.



How risky is it?

The value of your investments can go down. Please see the Information Folder for further details.



Are there any guarantees?

This segregated fund is being offered under an insurance contract. It comes with guarantees that may protect a policyholder's investment if the markets go down. The Management Expense Ratio (MER) includes the insurance cost for the guarantee. For details please refer to Maturity and Death Benefit Guarantees in the Information Folder and Policy.

FUND FACTS

Versatile Portfolios™ TFSA

Co-operators Canadian Equity Fund



Co-operators Life Insurance Company | December 31, 2023

Who is this Fund for?

For investors seeking growth provided by capital appreciation of Canadian equities and with a long-term investment horizon. Investors should be comfortable with moderate ups and downs of the market.

How much does it cost?

The following shows the fees and expenses you could pay to buy, own, and sell units of the fund.

1. Sales Charges

This is a no load product. There are no deferred sales charges. When you make a deposit, Co-operators does not pay your financial representative a commission. 100% of the assets received by Co-operators are used to buy units.

2. Ongoing Fund Expense

The Management Expense Ratio (MER) includes the management fee and operating expenses of the fund. The MER includes the insurance cost for the guarantee. You do not pay these expenses directly. They affect you because they reduce the return you get on your investment. For details about how the guarantee works, see your Policy and Information Folder. For details on the MER, please see the Information Folder.

3. Trailing Commission

For the services and advice provided to you, Co-operators pays your financial representative a trailing commission for as long as you own segregated funds. The annual trailing commission of 0.70% is paid from the management fee and is based on the value of your fund assets.

4. Other Fees

You may pay other fees when you sell or transfer units of the fund.

Withdrawal service fee	\$25 after the first withdrawal each calendar year
Interfund transfer fee	\$20 after the fourth interfund transfer each calendar year

What if I change my mind?

You can change your mind within two business days of the earlier of the date you received confirmation or five business days after it is mailed. You have to tell us in writing (email, fax, or letter) that you want to cancel. The amount returned will be the lesser of the amount you invested or the value of the fund if it has gone down. The amount returned only applies to the specific transaction.

You can also change your mind about subsequent transactions you make under the policy within two business days from the date you received confirmation. In this case, the right to cancel only applies to the new transaction.

For more information

The summary may not contain all the information you need. Please read the Policy and Information Folder.

Co-operators Life Insurance Company
1900 Albert Street Regina, SK S4P 4K8

Phone: 1-800-454-8061

Email: phs_wealth_mgmt@cooperators.ca

FUND FACTS

Versatile Portfolios™ TFSA

Co-operators Canadian Resource Fund



Investing in your future. Together.

Co-operators Life Insurance Company | December 31, 2023

Quick Facts

Date fund created:	October 1, 2003
Date fund available:	January 2, 2009
Total value on December 31, 2023:	\$19,969,000
Net Asset Value Per Unit:	\$156.10
Number of Units Outstanding:	102,002
Management Expense Ratio (MER):	2.87%
Portfolio Turnover Rate at December 31, 2023:	29.17%
Minimum Investment:	\$50 PAD or \$250 lump sum
Portfolio Manager:	Addenda Capital Inc.

What does the Fund invest in?

This fund invests in equities of businesses involved in natural resources that fit the fund's view of sustainable investing.

Top 10 Holdings

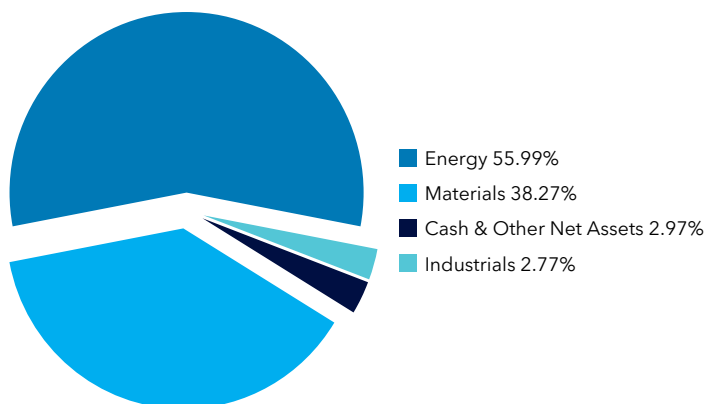
Canadian Natural Resources Ltd.	11.43%
Barrick Gold Corporation	8.82%
Enbridge Inc.	7.79%
Suncor Energy Inc.	7.61%
Wheaton Precious Metals Corporation	7.27%
Cameco Corporation	6.51%
TC Energy Corporation	6.42%
Nutrien Ltd.	5.09%
CCL Industries Inc.	4.41%
Cenovus Energy Inc.	4.40%

The top 10 investments make up 69.75% of the fund.

Total number of investments: 26

Investment Segmentation

At December 31, 2023



How has the Fund performed?

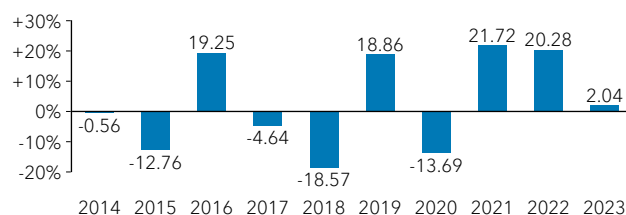
This section tells you how the fund has performed over the past 10 year(s). Returns are after the MER has been deducted. It is important to note that this does not tell you how the fund will perform in the future.

Average Return

A person who invested \$1,000 in the fund 10 year(s) ago now has \$1,231.14. This works out to an average of 2.10% per year.

Year-by-year Returns

This chart shows how the fund has performed in each of the past 10 year(s). In the last 10 year(s) the fund was up in value 5 year(s) and down in value 5 year(s) of the 10.



How risky is it?

The value of your investments can go down. Please see the Information Folder for further details.



Are there any guarantees?

This segregated fund is being offered under an insurance contract. It comes with guarantees that may protect a policyholder's investment if the markets go down. The Management Expense Ratio (MER) includes the insurance cost for the guarantee. For details please refer to Maturity and Death Benefit Guarantees in the Information Folder and Policy.

FUND FACTS

Versatile Portfolios™ TFSA

Co-operators Canadian Resource Fund

Co-operators Life Insurance Company | December 31, 2023



Investing in your future. Together.

Who is this Fund for?

For investors seeking growth provided by capital appreciation of Canadian equities focused on the energy and materials sectors and with a long-term investment horizon. Investors should be comfortable with above average ups and downs of the market.

How much does it cost?

The following shows the fees and expenses you could pay to buy, own, and sell units of the fund.

1. Sales Charges

This is a no load product. There are no deferred sales charges. When you make a deposit, Co-operators does not pay your financial representative a commission. 100% of the assets received by Co-operators are used to buy units.

2. Ongoing Fund Expense

The Management Expense Ratio (MER) includes the management fee and operating expenses of the fund. The MER includes the insurance cost for the guarantee. You do not pay these expenses directly. They affect you because they reduce the return you get on your investment. For details about how the guarantee works, see your Policy and Information Folder. For details on the MER, please see the Information Folder.

3. Trailing Commission

For the services and advice provided to you, Co-operators pays your financial representative a trailing commission for as long as you own segregated funds. The annual trailing commission of 0.70% is paid from the management fee and is based on the value of your fund assets.

4. Other Fees

You may pay other fees when you sell or transfer units of the fund.

Withdrawal service fee	\$25 after the first withdrawal each calendar year
Interfund transfer fee	\$20 after the fourth interfund transfer each calendar year

What if I change my mind?

You can change your mind within two business days of the earlier of the date you received confirmation or five business days after it is mailed. You have to tell us in writing (email, fax, or letter) that you want to cancel. The amount returned will be the lesser of the amount you invested or the value of the fund if it has gone down. The amount returned only applies to the specific transaction.

You can also change your mind about subsequent transactions you make under the policy within two business days from the date you received confirmation. In this case, the right to cancel only applies to the new transaction.

For more information

The summary may not contain all the information you need. Please read the Policy and Information Folder.

Co-operators Life Insurance Company
1900 Albert Street Regina, SK S4P 4K8

Phone: 1-800-454-8061

Email: pws_wealth_mgmt@cooperators.ca

FUND FACTS

Versatile Portfolios™ TFSA

Co-operators Fidelity True North® Fund

Co-operators Life Insurance Company | December 31, 2023



Investing in your future. Together.

Quick Facts

Date fund created:	October 1, 2003
Date fund available:	January 2, 2009
Total value on December 31, 2023:	\$102,068,000
Net Asset Value Per Unit:	\$314.60
Number of Units Outstanding:	499,204
Management Expense Ratio (MER):	3.40%
Portfolio Turnover Rate at June 30, 2023:	28.37%
Minimum Investment:	\$50 PAD or \$250 lump sum
Portfolio Manager:	Fidelity Investments Canada ULC

What does the Fund invest in?

This fund invests in Canadian equity securities of small, medium and large sized companies. May invest up to 30% outside Canada.

Top 10 Holdings

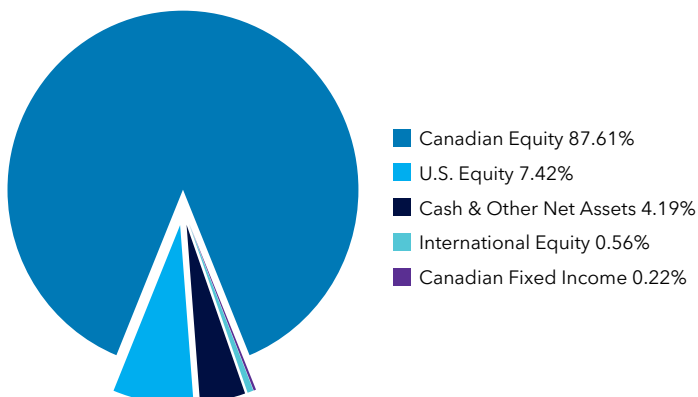
Canadian National Railway Company	4.94%
Royal Bank of Canada	4.94%
Rogers Communications Inc.	3.86%
Toronto-Dominion Bank	3.83%
Canadian Natural Resources Ltd.	3.69%
Alimentation Couche-Tard Inc.	3.47%
Constellation Software Inc.	2.86%
Agnico Eagle Mines Ltd.	2.81%
Intact Financial Corporation	2.69%
TMX Group Limited	2.52%

The top 10 investments make up 35.61% of the fund.

Total number of investments: 138

Investment Segmentation

At December 31, 2023



How has the Fund performed?

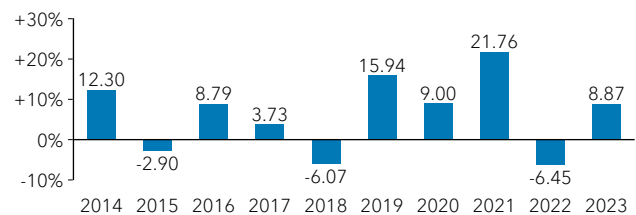
This section tells you how the fund has performed over the past 10 year(s). Returns are after the MER has been deducted. It is important to note that this does not tell you how the fund will perform in the future.

Average Return

A person who invested \$1,000 in the fund 10 year(s) ago now has \$1,811.30. This works out to an average of 6.12% per year.

Year-by-year Returns

This chart shows how the fund has performed in each of the past 10 year(s). In the last 10 year(s) the fund was up in value 7 year(s) and down in value 3 year(s) of the 10.



How risky is it?

The value of your investments can go down. Please see the Information Folder for further details.



Are there any guarantees?

This segregated fund is being offered under an insurance contract. It comes with guarantees that may protect a policyholder's investment if the markets go down. The Management Expense Ratio (MER) includes the insurance cost for the guarantee. For details please refer to Maturity and Death Benefit Guarantees in the Information Folder and Policy.

FUND FACTS

Versatile Portfolios™ TFSA

Co-operators Fidelity True North® Fund

Co-operators Life Insurance Company | December 31, 2023



Investing in your future. Together.

Who is this Fund for?

For investors seeking growth provided by capital appreciation of Canadian equities and with a long-term investment horizon. Investors should be comfortable with moderate ups and downs of the market.

How much does it cost?

The following shows the fees and expenses you could pay to buy, own, and sell units of the fund.

1. Sales Charges

This is a no load product. There are no deferred sales charges. When you make a deposit, Co-operators does not pay your financial representative a commission. 100% of the assets received by Co-operators are used to buy units.

2. Ongoing Fund Expense

The Management Expense Ratio (MER) includes the management fee and operating expenses of the fund. The MER includes the insurance cost for the guarantee. You do not pay these expenses directly. They affect you because they reduce the return you get on your investment. For details about how the guarantee works, see your Policy and Information Folder. For details on the MER, please see the Information Folder.

3. Trailing Commission

For the services and advice provided to you, Co-operators pays your financial representative a trailing commission for as long as you own segregated funds. The annual trailing commission of 0.70% is paid from the management fee and is based on the value of your fund assets.

4. Other Fees

You may pay other fees when you sell or transfer units of the fund.

Withdrawal service fee	\$25 after the first withdrawal each calendar year
Interfund transfer fee	\$20 after the fourth interfund transfer each calendar year

What if I change my mind?

You can change your mind within two business days of the earlier of the date you received confirmation or five business days after it is mailed. You have to tell us in writing (email, fax, or letter) that you want to cancel. The amount returned will be the lesser of the amount you invested or the value of the fund if it has gone down. The amount returned only applies to the specific transaction.

You can also change your mind about subsequent transactions you make under the policy within two business days from the date you received confirmation. In this case, the right to cancel only applies to the new transaction.

For more information

The summary may not contain all the information you need. Please read the Policy and Information Folder.

Co-operators Life Insurance Company
1900 Albert Street Regina, SK S4P 4K8

Phone: 1-800-454-8061

Email: phs_wealth_mgmt@cooperators.ca

FUND FACTS

Versatile Portfolios™ TFSA

Co-operators Mawer Canadian Equity Fund

Co-operators Life Insurance Company | December 31, 2023



Investing in your future. Together.

Quick Facts

Date fund created:	November 1, 2012
Date fund available:	November 1, 2012
Total value on December 31, 2023:	\$136,308,000
Net Asset Value Per Unit:	\$218.77
Number of Units Outstanding:	820,420
Management Expense Ratio (MER):	3.07%
Portfolio Turnover Rate at December 31, 2023:	24.07%
Minimum Investment:	\$50 PAD or \$250 lump sum
Portfolio Manager:	Mawer Investment Management Ltd.

What does the Fund invest in?

This fund invests in Canadian equities of medium to large sized companies.

Top 10 Holdings

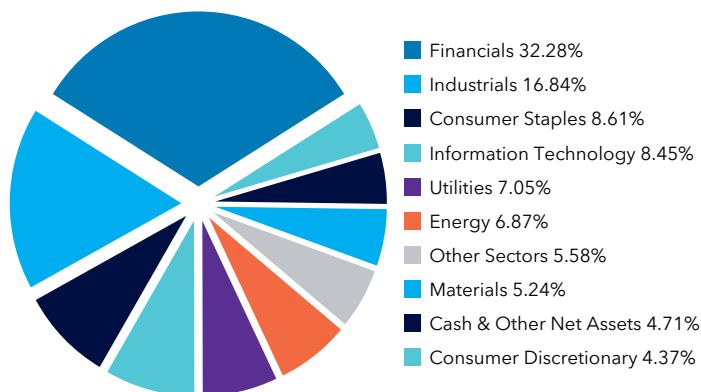
Royal Bank of Canada	5.12%
Canadian Natural Resources Ltd.	4.51%
Toronto-Dominion Bank	4.44%
Alimentation Couche-Tard Inc.	3.84%
Canadian Pacific Kansas City Limited	3.48%
CGI Group Inc.	3.46%
Bank of Montreal	3.22%
Brookfield Corporation	3.21%
Loblaw Companies Ltd.	3.07%
TMX Group Limited	3.05%

The top 10 investments make up 37.40% of the fund.

Total number of investments: 49

Investment Segmentation

At December 31, 2023



How has the Fund performed?

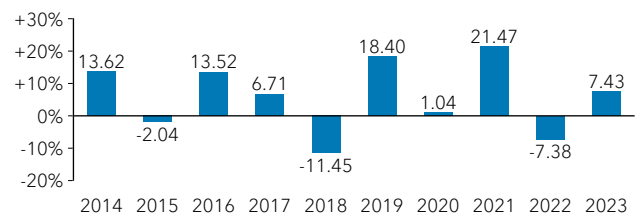
This section tells you how the fund has performed over the past 10 year(s). Returns are after the MER has been deducted. It is important to note that this does not tell you how the fund will perform in the future.

Average Return

A person who invested \$1,000 in the fund 10 year(s) ago now has \$1,726.64. This works out to an average of 5.61% per year.

Year-by-year Returns

This chart shows how the fund has performed in each of the past 10 year(s). In the last 10 year(s) the fund was up in value 7 year(s) and down in value 3 year(s) of the 10.



How risky is it?

The value of your investments can go down. Please see the Information Folder for further details.



Are there any guarantees?

This segregated fund is being offered under an insurance contract. It comes with guarantees that may protect a policyholder's investment if the markets go down. The Management Expense Ratio (MER) includes the insurance cost for the guarantee. For details please refer to Maturity and Death Benefit Guarantees in the Information Folder and Policy.

FUND FACTS

Versatile Portfolios™ TFSA

Co-operators Mawer Canadian Equity Fund

Co-operators Life Insurance Company | December 31, 2023



Investing in your future. Together.

Who is this Fund for?

For investors seeking growth provided by capital appreciation of Canadian equities and with a long-term investment horizon. Investors should be comfortable with moderate ups and downs of the market.

How much does it cost?

The following shows the fees and expenses you could pay to buy, own, and sell units of the fund.

1. Sales Charges

This is a no load product. There are no deferred sales charges. When you make a deposit, Co-operators does not pay your financial representative a commission. 100% of the assets received by Co-operators are used to buy units.

2. Ongoing Fund Expense

The Management Expense Ratio (MER) includes the management fee and operating expenses of the fund. The MER includes the insurance cost for the guarantee. You do not pay these expenses directly. They affect you because they reduce the return you get on your investment. For details about how the guarantee works, see your Policy and Information Folder. For details on the MER, please see the Information Folder.

3. Trailing Commission

For the services and advice provided to you, Co-operators pays your financial representative a trailing commission for as long as you own segregated funds. The annual trailing commission of 0.70% is paid from the management fee and is based on the value of your fund assets.

4. Other Fees

You may pay other fees when you sell or transfer units of the fund.

Withdrawal service fee	\$25 after the first withdrawal each calendar year
Interfund transfer fee	\$20 after the fourth interfund transfer each calendar year

What if I change my mind?

You can change your mind within two business days of the earlier of the date you received confirmation or five business days after it is mailed. You have to tell us in writing (email, fax, or letter) that you want to cancel. The amount returned will be the lesser of the amount you invested or the value of the fund if it has gone down. The amount returned only applies to the specific transaction.

You can also change your mind about subsequent transactions you make under the policy within two business days from the date you received confirmation. In this case, the right to cancel only applies to the new transaction.

For more information

The summary may not contain all the information you need. Please read the Policy and Information Folder.

Co-operators Life Insurance Company
1900 Albert Street Regina, SK S4P 4K8

Phone: 1-800-454-8061

Email: phs_wealth_mgmt@cooperators.ca

FUND FACTS

Versatile Portfolios™ TFSA

Co-operators PH&N Dividend Fund



Investing in your future. Together.

Co-operators Life Insurance Company | December 31, 2023

Quick Facts

Date fund created:	December 20, 2021
Date fund available:	December 20, 2021
Total value on December 31, 2023:	\$39,849,000
Net Asset Value Per Unit:	\$107.51
Number of Units Outstanding:	1,044,580
Management Expense Ratio (MER):	2.91%
Portfolio Turnover Rate at December 31, 2023:	32.32%
Minimum Investment:	\$50 PAD or \$250 lump sum
Portfolio Manager:	RBC Global Asset Management Inc.

What does the Fund invest in?

This fund invests in primarily dividend paying or income producing Canadian securities.

Top 10 Holdings

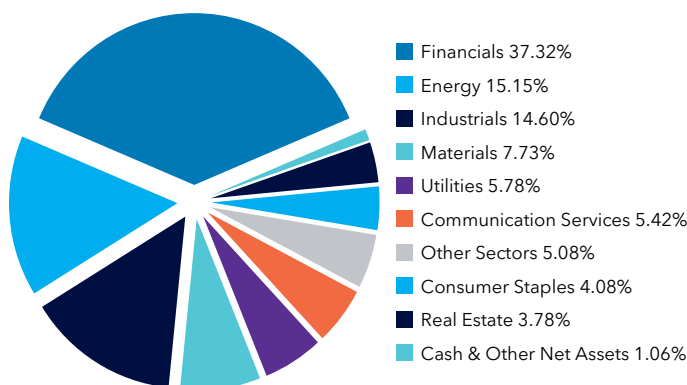
Royal Bank of Canada	7.73%
Toronto-Dominion Bank	6.42%
Enbridge Inc.	5.25%
Canadian Pacific Kansas City Limited	4.24%
Bank of Montreal	4.18%
Canadian National Railway Company	4.00%
Brookfield Corporation	3.91%
Bank of Nova Scotia	3.42%
Rogers Communications Inc.	2.89%
Constellation Software Inc.	2.86%

The top 10 investments make up 44.90% of the fund.

Total number of investments: 56

Investment Segmentation

At December 31, 2023



How has the Fund performed?

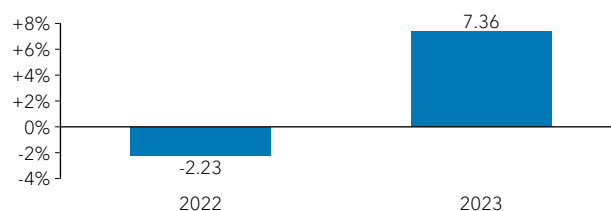
This section tells you how the fund has performed over the past 2 year(s). Returns are after the MER has been deducted. It is important to note that this does not tell you how the fund will perform in the future.

Average Return

A person who invested \$1,000 in the fund 2 year(s) ago now has \$1,049.70. This works out to an average of 2.46% per year.

Year-by-year Returns

This chart shows how the fund has performed in each of the past 2 year(s). In the last 2 year(s) the fund was up in value 1 year(s) and down in value 1 year(s) of the 2.



How risky is it?

The value of your investments can go down. Please see the Information Folder for further details.



Are there any guarantees?

This segregated fund is being offered under an insurance contract. It comes with guarantees that may protect a policyholder's investment if the markets go down. The Management Expense Ratio (MER) includes the insurance cost for the guarantee. For details please refer to Maturity and Death Benefit Guarantees in the Information Folder and Policy.

FUND FACTS

Versatile Portfolios™ TFSA

Co-operators PH&N Dividend Fund



Co-operators Life Insurance Company | December 31, 2023

Who is this Fund for?

For investors seeking income and growth provided by capital appreciation of Canadian equities and with a medium to long-term investment horizon. Investors should be comfortable with moderate ups and downs of the market.

How much does it cost?

The following shows the fees and expenses you could pay to buy, own, and sell units of the fund.

1. Sales Charges

This is a no load product. There are no deferred sales charges. When you make a deposit, Co-operators does not pay your financial representative a commission. 100% of the assets received by Co-operators are used to buy units.

2. Ongoing Fund Expense

The Management Expense Ratio (MER) includes the management fee and operating expenses of the fund. The MER includes the insurance cost for the guarantee. You do not pay these expenses directly. They affect you because they reduce the return you get on your investment. For details about how the guarantee works, see your Policy and Information Folder. For details on the MER, please see the Information Folder.

3. Trailing Commission

For the services and advice provided to you, Co-operators pays your financial representative a trailing commission for as long as you own segregated funds. The annual trailing commission of 0.70% is paid from the management fee and is based on the value of your fund assets.

4. Other Fees

You may pay other fees when you sell or transfer units of the fund.

Withdrawal service fee	\$25 after the first withdrawal each calendar year
Interfund transfer fee	\$20 after the fourth interfund transfer each calendar year

What if I change my mind?

You can change your mind within two business days of the earlier of the date you received confirmation or five business days after it is mailed. You have to tell us in writing (email, fax, or letter) that you want to cancel. The amount returned will be the lesser of the amount you invested or the value of the fund if it has gone down. The amount returned only applies to the specific transaction.

You can also change your mind about subsequent transactions you make under the policy within two business days from the date you received confirmation. In this case, the right to cancel only applies to the new transaction.

For more information

The summary may not contain all the information you need. Please read the Policy and Information Folder.

Co-operators Life Insurance Company
1900 Albert Street Regina, SK S4P 4K8

Phone: 1-800-454-8061

Email: phs_wealth_mgmt@cooperators.ca

FUND FACTS

Versatile Portfolios™ TFSA

Co-operators Fidelity Global Fund



Investing in your future. Together.

Co-operators Life Insurance Company | December 31, 2023

Quick Facts

Date fund created:	October 1, 2003
Date fund available:	January 2, 2009
Total value on December 31, 2023:	\$57,837,000
Net Asset Value Per Unit:	\$324.86
Number of Units Outstanding:	260,633
Management Expense Ratio (MER):	3.79%
Portfolio Turnover Rate at March 31, 2023:	26.97%
Minimum Investment:	\$50 PAD or \$250 lump sum
Portfolio Manager:	Fidelity Investments Canada ULC

What does the Fund invest in?

This fund invests in equities of small, medium and large sized companies located anywhere in the world.

Top 10 Holdings

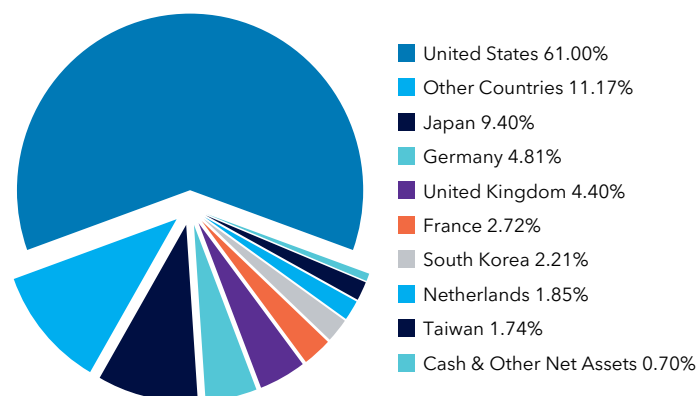
Microsoft Corporation	5.53%
Alphabet Inc.	3.12%
Amazon.com Inc.	2.86%
UnitedHealth Group Inc.	2.17%
JPMorgan Chase & Co.	2.04%
Mastercard Incorporated	1.96%
Cencora, Inc.	1.86%
HCA Healthcare Inc.	1.62%
E.ON SE	1.58%
TDK Corporation	1.53%

The top 10 investments make up 24.27% of the fund.

Total number of investments: 109

Investment Segmentation

At December 31, 2023



How has the Fund performed?

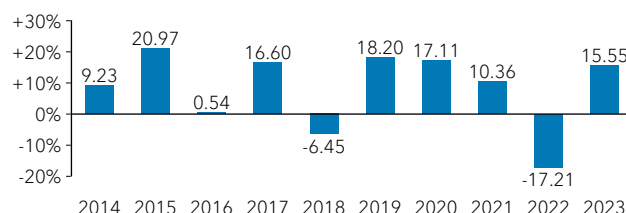
This section tells you how the fund has performed over the past 10 year(s). Returns are after the MER has been deducted. It is important to note that this does not tell you how the fund will perform in the future.

Average Return

A person who invested \$1,000 in the fund 10 year(s) ago now has \$2,117.89. This works out to an average of 7.79% per year.

Year-by-year Returns

This chart shows how the fund has performed in each of the past 10 year(s). In the last 10 year(s) the fund was up in value 8 year(s) and down in value 2 year(s) of the 10.



How risky is it?

The value of your investments can go down. Please see the Information Folder for further details.



Are there any guarantees?

This segregated fund is being offered under an insurance contract. It comes with guarantees that may protect a policyholder's investment if the markets go down. The Management Expense Ratio (MER) includes the insurance cost for the guarantee. For details please refer to Maturity and Death Benefit Guarantees in the Information Folder and Policy.

FUND FACTS
Versatile Portfolios™ TFSA
Co-operators Fidelity Global Fund



Co-operators Life Insurance Company | December 31, 2023

Who is this Fund for?

For investors seeking growth in a broad range of foreign equities in countries around the world and with a long-term investment horizon. Investors should be comfortable with moderate ups and downs of the market.

How much does it cost?

The following shows the fees and expenses you could pay to buy, own, and sell units of the fund.

1. Sales Charges

This is a no load product. There are no deferred sales charges. When you make a deposit, Co-operators does not pay your financial representative a commission. 100% of the assets received by Co-operators are used to buy units.

2. Ongoing Fund Expense

The Management Expense Ratio (MER) includes the management fee and operating expenses of the fund. The MER includes the insurance cost for the guarantee. You do not pay these expenses directly. They affect you because they reduce the return you get on your investment. For details about how the guarantee works, see your Policy and Information Folder. For details on the MER, please see the Information Folder.

3. Trailing Commission

For the services and advice provided to you, Co-operators pays your financial representative a trailing commission for as long as you own segregated funds. The annual trailing commission of 0.70% is paid from the management fee and is based on the value of your fund assets.

4. Other Fees

You may pay other fees when you sell or transfer units of the fund.

Withdrawal service fee	\$25 after the first withdrawal each calendar year
Interfund transfer fee	\$20 after the fourth interfund transfer each calendar year

What if I change my mind?

You can change your mind within two business days of the earlier of the date you received confirmation or five business days after it is mailed. You have to tell us in writing (email, fax, or letter) that you want to cancel. The amount returned will be the lesser of the amount you invested or the value of the fund if it has gone down. The amount returned only applies to the specific transaction.

You can also change your mind about subsequent transactions you make under the policy within two business days from the date you received confirmation. In this case, the right to cancel only applies to the new transaction.

For more information

The summary may not contain all the information you need. Please read the Policy and Information Folder.

Co-operators Life Insurance Company
1900 Albert Street Regina, SK S4P 4K8

Phone: 1-800-454-8061

Email: phs_wealth_mgmt@cooperators.ca

FUND FACTS

Versatile Portfolios™ TFSA

Co-operators Global Equity Fund



Investing in your future. Together.

Co-operators Life Insurance Company | December 31, 2023

Quick Facts

Date fund created:	December 22, 2014
Date fund available:	December 20, 2021
Total value on December 31, 2023:	\$26,886,000
Net Asset Value Per Unit:	\$94.73
Number of Units Outstanding:	282,409
Management Expense Ratio (MER):	3.28%
Portfolio Turnover Rate at December 31, 2023:	32.21%
Minimum Investment:	\$50 PAD or \$250 lump sum
Portfolio Manager:	Addenda Capital Inc.

What does the Fund invest in?

This fund invests in equity securities of medium to large sized companies throughout the world that fit the fund's view of sustainable investing.

Top 10 Holdings

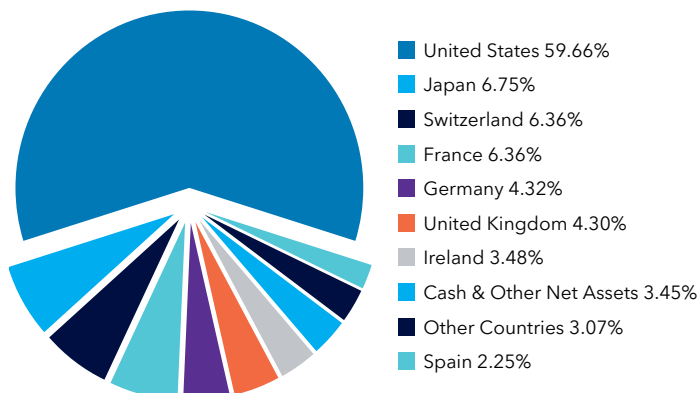
Microsoft Corporation	3.68%
Visa Inc.	3.18%
Unitedhealth Group Inc.	3.15%
Alphabet Inc.	3.12%
Fiserv, Inc.	2.92%
Thermo Fisher Scientific Inc.	2.88%
Booking Holdings Inc.	2.70%
IQVIA Holdings Inc.	2.64%
Middleby Corporation	2.56%
Grifols, S.A.	2.33%

The top 10 investments make up 29.16% of the fund.

Total number of investments: 52

Investment Segmentation

At December 31, 2023



How has the Fund performed?

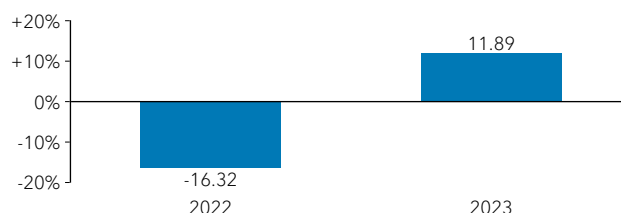
This section tells you how the fund has performed over the past 2 year(s). Returns are after the MER has been deducted. It is important to note that this does not tell you how the fund will perform in the future.

Average Return

A person who invested \$1,000 in the fund 2 year(s) ago now has \$936.34. This works out to an average of -3.24% per year.

Year-by-year Returns

This chart shows how the fund has performed in each of the past 2 year(s). In the last 2 year(s) the fund was up in value 1 year(s) and down in value 1 year(s) of the 2.



How risky is it?

The value of your investments can go down. Please see the Information Folder for further details.



Are there any guarantees?

This segregated fund is being offered under an insurance contract. It comes with guarantees that may protect a policyholder's investment if the markets go down. The Management Expense Ratio (MER) includes the insurance cost for the guarantee. For details please refer to Maturity and Death Benefit Guarantees in the Information Folder and Policy.

FUND FACTS
Versatile Portfolios™ TFSA
Co-operators Global Equity Fund



Co-operators Life Insurance Company | December 31, 2023

Who is this Fund for?

For investors seeking growth over a long-term investment horizon and who want to invest in a broad range of sustainable equities in countries throughout the world. Investors should be comfortable with moderate ups and downs of the market.

How much does it cost?

The following shows the fees and expenses you could pay to buy, own, and sell units of the fund.

1. Sales Charges

This is a no load product. There are no deferred sales charges. When you make a deposit, Co-operators does not pay your financial representative a commission. 100% of the assets received by Co-operators are used to buy units.

2. Ongoing Fund Expense

The Management Expense Ratio (MER) includes the management fee and operating expenses of the fund. The MER includes the insurance cost for the guarantee. You do not pay these expenses directly. They affect you because they reduce the return you get on your investment. For details about how the guarantee works, see your Policy and Information Folder. For details on the MER, please see the Information Folder.

3. Trailing Commission

For the services and advice provided to you, Co-operators pays your financial representative a trailing commission for as long as you own segregated funds. The annual trailing commission of 0.70% is paid from the management fee and is based on the value of your fund assets.

4. Other Fees

You may pay other fees when you sell or transfer units of the fund.

Withdrawal service fee	\$25 after the first withdrawal each calendar year
Interfund transfer fee	\$20 after the fourth interfund transfer each calendar year

What if I change my mind?

You can change your mind within two business days of the earlier of the date you received confirmation or five business days after it is mailed. You have to tell us in writing (email, fax, or letter) that you want to cancel. The amount returned will be the lesser of the amount you invested or the value of the fund if it has gone down. The amount returned only applies to the specific transaction.

You can also change your mind about subsequent transactions you make under the policy within two business days from the date you received confirmation. In this case, the right to cancel only applies to the new transaction.

For more information

The summary may not contain all the information you need. Please read the Policy and Information Folder.

Co-operators Life Insurance Company
1900 Albert Street Regina, SK S4P 4K8

Phone: 1-800-454-8061

Email: phs_wealth_mgmt@cooperators.ca

FUND FACTS

Versatile Portfolios™ TFSA

Co-operators International Equity Fund

Co-operators Life Insurance Company | December 31, 2023



Investing in your future. Together.

Quick Facts

Date fund created:	December 20, 2021
Date fund available:	December 20, 2021
Total value on December 31, 2023:	\$2,986,000
Net Asset Value Per Unit:	\$91.07
Number of Units Outstanding:	31,947
Management Expense Ratio (MER):	3.28%
Portfolio Turnover Rate at December 31, 2023:	102.71%
Minimum Investment:	\$50 PAD or \$250 lump sum
Portfolio Manager:	Addenda Capital Inc.

What does the Fund invest in?

This fund invests in equity securities of medium to large sized companies generally located outside of Canada and the United States that fit the fund's view of sustainable investing.

Top 10 Holdings

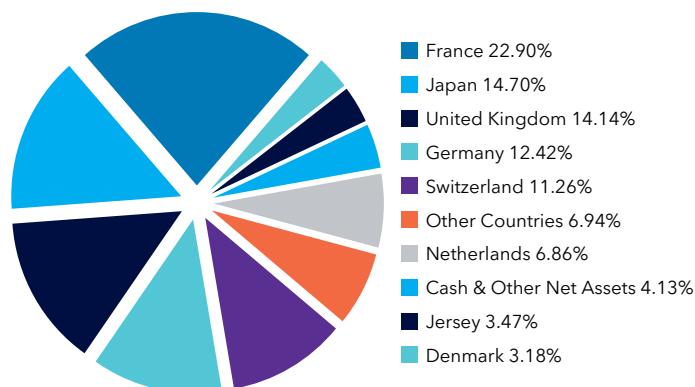
Addenda Money Market Liquidity Pooled Fund	4.11%
Schneider Electric S.A.	3.75%
SAP SE	3.57%
RELX Group plc	3.50%
Experian plc	3.48%
Air Liquide	3.25%
Novo Nordisk A/S	3.19%
LVMH Moët Hennessy Louis Vuitton SE	3.17%
Bunzl plc	3.00%
Compagnie Financière Richemont SA	2.95%

The top 10 investments make up 33.97% of the fund.

Total number of investments: 42

Investment Segmentation

At December 31, 2023



How has the Fund performed?

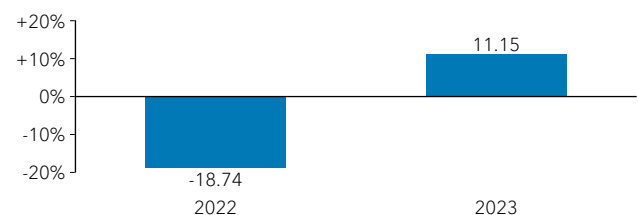
This section tells you how the fund has performed over the past 2 year(s). Returns are after the MER has been deducted. It is important to note that this does not tell you how the fund will perform in the future.

Average Return

A person who invested \$1,000 in the fund 2 year(s) ago now has \$903.21. This works out to an average of -4.96% per year.

Year-by-year Returns

This chart shows how the fund has performed in each of the past 2 year(s). In the last 2 year(s) the fund was up in value 1 year(s) and down in value 1 year(s) of the 2.



How risky is it?

The value of your investments can go down. Please see the Information Folder for further details.



Are there any guarantees?

This segregated fund is being offered under an insurance contract. It comes with guarantees that may protect a policyholder's investment if the markets go down. The Management Expense Ratio (MER) includes the insurance cost for the guarantee. For details please refer to Maturity and Death Benefit Guarantees in the Information Folder and Policy.

FUND FACTS

Versatile Portfolios™ TFSA

Co-operators International Equity Fund

Co-operators Life Insurance Company | December 31, 2023



Investing in your future. Together.

Who is this Fund for?

For investors seeking growth over a long-term investment horizon and who want to invest in a broad range of sustainable equities in countries primarily outside of North America. Investors should be comfortable with moderate ups and downs of the market.

How much does it cost?

The following shows the fees and expenses you could pay to buy, own, and sell units of the fund.

1. Sales Charges

This is a no load product. There are no deferred sales charges. When you make a deposit, Co-operators does not pay your financial representative a commission. 100% of the assets received by Co-operators are used to buy units.

2. Ongoing Fund Expense

The Management Expense Ratio (MER) includes the management fee and operating expenses of the fund. The MER includes the insurance cost for the guarantee. You do not pay these expenses directly. They affect you because they reduce the return you get on your investment. For details about how the guarantee works, see your Policy and Information Folder. For details on the MER, please see the Information Folder.

3. Trailing Commission

For the services and advice provided to you, Co-operators pays your financial representative a trailing commission for as long as you own segregated funds. The annual trailing commission of 0.70% is paid from the management fee and is based on the value of your fund assets.

4. Other Fees

You may pay other fees when you sell or transfer units of the fund.

Withdrawal service fee	\$25 after the first withdrawal each calendar year
Interfund transfer fee	\$20 after the fourth interfund transfer each calendar year

What if I change my mind?

You can change your mind within two business days of the earlier of the date you received confirmation or five business days after it is mailed. You have to tell us in writing (email, fax, or letter) that you want to cancel. The amount returned will be the lesser of the amount you invested or the value of the fund if it has gone down. The amount returned only applies to the specific transaction.

You can also change your mind about subsequent transactions you make under the policy within two business days from the date you received confirmation. In this case, the right to cancel only applies to the new transaction.

For more information

The summary may not contain all the information you need. Please read the Policy and Information Folder.

Co-operators Life Insurance Company
1900 Albert Street Regina, SK S4P 4K8

Phone: 1-800-454-8061

Email: pws_wealth_mgmt@cooperators.ca

FUND FACTS

Versatile Portfolios™ TFSA

Co-operators Mawer International Equity Fund

Co-operators Life Insurance Company | December 31, 2023



Investing in your future. Together.

Quick Facts

Date fund created:	November 1, 2012
Date fund available:	November 1, 2012
Total value on December 31, 2023:	\$179,084,000
Net Asset Value Per Unit:	\$203.45
Number of Units Outstanding:	1,550,195
Management Expense Ratio (MER):	3.24%
Portfolio Turnover Rate at December 31, 2023:	18.59%
Minimum Investment:	\$50 PAD or \$250 lump sum
Portfolio Manager:	Mawer Investment Management Ltd.

What does the Fund invest in?

This fund invests in equity securities of medium to large sized companies generally located outside of Canada and the United States.

Top 10 Holdings

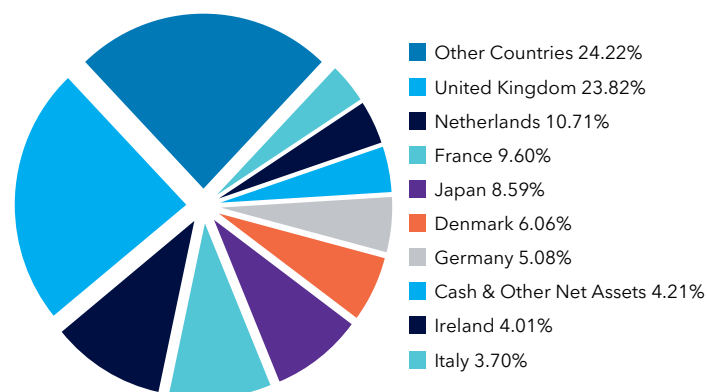
AON plc	4.01%
Wolters Kluwer N.V.	3.93%
RELX Group plc	3.79%
Taiwan Semiconductor Manufacturing Company Ltd.	3.49%
Bunzl plc	3.38%
Compass Group	2.98%
Deutsche Boerse AG	2.84%
Novo Nordisk A/S	2.81%
HDFC Bank Ltd.	2.61%
Ashtead Group plc	2.54%

The top 10 investments make up 32.38% of the fund.

Total number of investments: 64

Investment Segmentation

At December 31, 2023



How has the Fund performed?

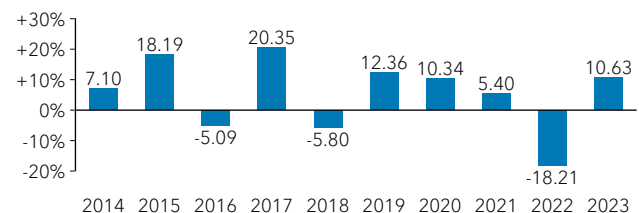
This section tells you how the fund has performed over the past 10 year(s). Returns are after the MER has been deducted. It is important to note that this does not tell you how the fund will perform in the future.

Average Return

A person who invested \$1,000 in the fund 10 year(s) ago now has \$1,610.39. This works out to an average of 4.88% per year.

Year-by-year Returns

This chart shows how the fund has performed in each of the past 10 year(s). In the last 10 year(s) the fund was up in value 7 year(s) and down in value 3 year(s) of the 10.



How risky is it?

The value of your investments can go down. Please see the Information Folder for further details.



Are there any guarantees?

This segregated fund is being offered under an insurance contract. It comes with guarantees that may protect a policyholder's investment if the markets go down. The Management Expense Ratio (MER) includes the insurance cost for the guarantee. For details please refer to Maturity and Death Benefit Guarantees in the Information Folder and Policy.

FUND FACTS

Versatile Portfolios™ TFSA

Co-operators Mawer International Equity Fund

Co-operators Life Insurance Company | December 31, 2023



Investing in your future. Together.

Who is this Fund for?

For investors seeking growth in a broad range of primarily non-North American equities and with a long-term investment horizon. Investors should be comfortable with moderate ups and downs of the market.

How much does it cost?

The following shows the fees and expenses you could pay to buy, own, and sell units of the fund.

1. Sales Charges

This is a no load product. There are no deferred sales charges. When you make a deposit, Co-operators does not pay your financial representative a commission. 100% of the assets received by Co-operators are used to buy units.

2. Ongoing Fund Expense

The Management Expense Ratio (MER) includes the management fee and operating expenses of the fund. The MER includes the insurance cost for the guarantee. You do not pay these expenses directly. They affect you because they reduce the return you get on your investment. For details about how the guarantee works, see your Policy and Information Folder. For details on the MER, please see the Information Folder.

3. Trailing Commission

For the services and advice provided to you, Co-operators pays your financial representative a trailing commission for as long as you own segregated funds. The annual trailing commission of 0.70% is paid from the management fee and is based on the value of your fund assets.

4. Other Fees

You may pay other fees when you sell or transfer units of the fund.

Withdrawal service fee	\$25 after the first withdrawal each calendar year
Interfund transfer fee	\$20 after the fourth interfund transfer each calendar year

What if I change my mind?

You can change your mind within two business days of the earlier of the date you received confirmation or five business days after it is mailed. You have to tell us in writing (email, fax, or letter) that you want to cancel. The amount returned will be the lesser of the amount you invested or the value of the fund if it has gone down. The amount returned only applies to the specific transaction.

You can also change your mind about subsequent transactions you make under the policy within two business days from the date you received confirmation. In this case, the right to cancel only applies to the new transaction.

For more information

The summary may not contain all the information you need. Please read the Policy and Information Folder.

Co-operators Life Insurance Company
1900 Albert Street Regina, SK S4P 4K8

Phone: 1-800-454-8061

Email: phs_wealth_mgmt@cooperators.ca

FUND FACTS

Versatile Portfolios™ TFSA

Co-operators Mawer U.S. Equity Fund

Co-operators Life Insurance Company | December 31, 2023



Investing in your future. Together.

Quick Facts

Date fund created:	December 20, 2021
Date fund available:	December 20, 2021
Total value on December 31, 2023:	\$26,864,000
Net Asset Value Per Unit:	\$99.06
Number of Units Outstanding:	288,064
Management Expense Ratio (MER):	2.91%
Portfolio Turnover Rate at December 31, 2023:	11.08%
Minimum Investment:	\$50 PAD or \$250 lump sum
Portfolio Manager:	Mawer Investment Management Ltd.

What does the Fund invest in?

This fund invests in equities of medium to large sized companies located in the United States.

Top 10 Holdings

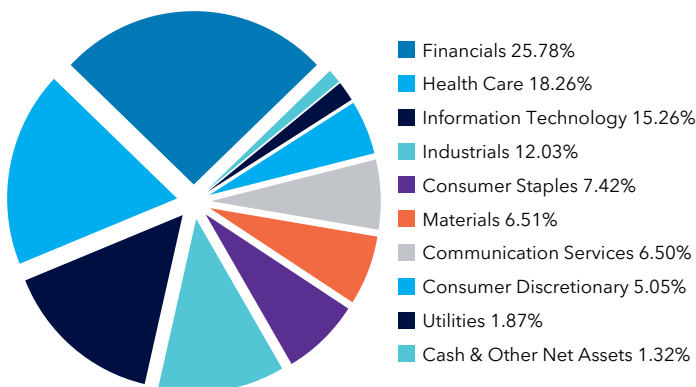
Microsoft Corporation	4.92%
Amphenol Corporation	4.63%
Visa Inc.	4.47%
Marsh & McLennan Companies Inc.	4.28%
Alphabet Inc.	3.70%
Verisk Analytics, Inc.	3.39%
Arthur J. Gallagher & Co.	3.32%
CME Group Inc.	3.28%
Waters Corporation	3.07%
Procter & Gamble Company	2.97%

The top 10 investments make up 38.03% of the fund.

Total number of investments: 58

Investment Segmentation

At December 31, 2023



How has the Fund performed?

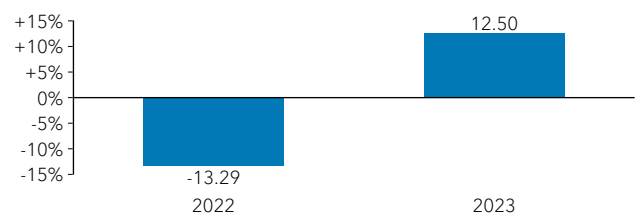
This section tells you how the fund has performed over the past 2 year(s). Returns are after the MER has been deducted. It is important to note that this does not tell you how the fund will perform in the future.

Average Return

A person who invested \$1,000 in the fund 2 year(s) ago now has \$975.54. This works out to an average of -1.23% per year.

Year-by-year Returns

This chart shows how the fund has performed in each of the past 2 year(s). In the last 2 year(s) the fund was up in value 1 year(s) and down in value 1 year(s) of the 2.



How risky is it?

The value of your investments can go down. Please see the Information Folder for further details.



Are there any guarantees?

This segregated fund is being offered under an insurance contract. It comes with guarantees that may protect a policyholder's investment if the markets go down. The Management Expense Ratio (MER) includes the insurance cost for the guarantee. For details please refer to Maturity and Death Benefit Guarantees in the Information Folder and Policy.

FUND FACTS

Versatile Portfolios™ TFSA

Co-operators Mawer U.S. Equity Fund

Co-operators Life Insurance Company | December 31, 2023



Investing in your future. Together.

Who is this Fund for?

For investors seeking growth with a long-term investment horizon and who want to invest primarily in equities of large companies based in the United States. Investors should be comfortable with moderate ups and downs of the market.

How much does it cost?

The following shows the fees and expenses you could pay to buy, own, and sell units of the fund.

1. Sales Charges

This is a no load product. There are no deferred sales charges. When you make a deposit, Co-operators does not pay your financial representative a commission. 100% of the assets received by Co-operators are used to buy units.

2. Ongoing Fund Expense

The Management Expense Ratio (MER) includes the management fee and operating expenses of the fund. The MER includes the insurance cost for the guarantee. You do not pay these expenses directly. They affect you because they reduce the return you get on your investment. For details about how the guarantee works, see your Policy and Information Folder. For details on the MER, please see the Information Folder.

3. Trailing Commission

For the services and advice provided to you, Co-operators pays your financial representative a trailing commission for as long as you own segregated funds. The annual trailing commission of 0.70% is paid from the management fee and is based on the value of your fund assets.

4. Other Fees

You may pay other fees when you sell or transfer units of the fund.

Withdrawal service fee	\$25 after the first withdrawal each calendar year
Interfund transfer fee	\$20 after the fourth interfund transfer each calendar year

What if I change my mind?

You can change your mind within two business days of the earlier of the date you received confirmation or five business days after it is mailed. You have to tell us in writing (email, fax, or letter) that you want to cancel. The amount returned will be the lesser of the amount you invested or the value of the fund if it has gone down. The amount returned only applies to the specific transaction.

You can also change your mind about subsequent transactions you make under the policy within two business days from the date you received confirmation. In this case, the right to cancel only applies to the new transaction.

For more information

The summary may not contain all the information you need. Please read the Policy and Information Folder.

Co-operators Life Insurance Company
1900 Albert Street Regina, SK S4P 4K8

Phone: 1-800-454-8061

Email: phs_wealth_mgmt@cooperators.ca

FUND FACTS

Versatile Portfolios™ TFSA

Co-operators U.S. Equity Fund



Investing in your future. Together.

Co-operators Life Insurance Company | December 31, 2023

Quick Facts

Date fund created:	October 1, 2003
Date fund available:	January 2, 2009
Total value on December 31, 2023:	\$114,239,000
Net Asset Value Per Unit:	\$495.69
Number of Units Outstanding:	553,461
Management Expense Ratio (MER):	2.86%
Portfolio Turnover Rate at December 31, 2023:	13.98%
Minimum Investment:	\$50 PAD or \$250 lump sum
Portfolio Manager:	Addenda Capital Inc.

What does the Fund invest in?

This fund invests in equities of medium to large sized companies located in the United States that fit the fund's view of sustainable investing.

Top 10 Holdings

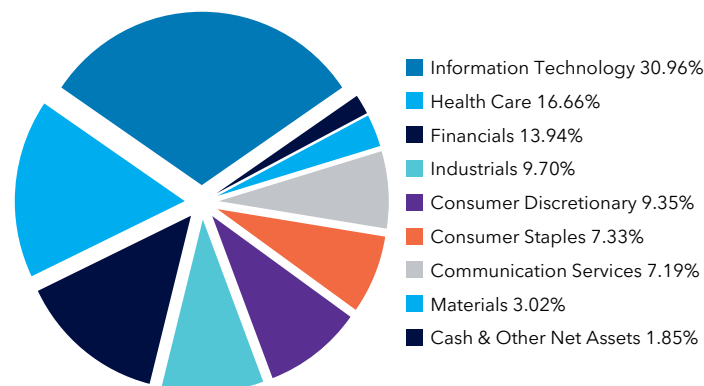
Broadcom Inc.	7.32%
Microsoft Corporation	7.07%
Apple Inc.	6.67%
Alphabet Inc.	4.74%
Visa Inc.	3.13%
UnitedHealth Group Inc.	3.04%
TJX Companies Inc.	3.01%
Costco Wholesale Corporation	3.00%
Adobe Inc.	2.97%
Thermo Fisher Scientific Inc.	2.74%

The top 10 investments make up 43.69% of the fund.

Total number of investments: 48

Investment Segmentation

At December 31, 2023



How has the Fund performed?

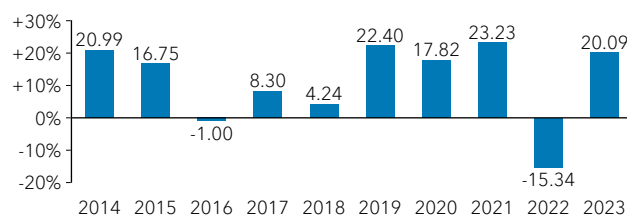
This section tells you how the fund has performed over the past 10 year(s). Returns are after the MER has been deducted. It is important to note that this does not tell you how the fund will perform in the future.

Average Return

A person who invested \$1,000 in the fund 10 year(s) ago now has \$2,852.24. This works out to an average of 11.05% per year.

Year-by-year Returns

This chart shows how the fund has performed in each of the past 10 year(s). In the last 10 year(s) the fund was up in value 8 year(s) and down in value 2 year(s) of the 10.



How risky is it?

The value of your investments can go down. Please see the Information Folder for further details.



Are there any guarantees?

This segregated fund is being offered under an insurance contract. It comes with guarantees that may protect a policyholder's investment if the markets go down. The Management Expense Ratio (MER) includes the insurance cost for the guarantee. For details please refer to Maturity and Death Benefit Guarantees in the Information Folder and Policy.

FUND FACTS
Versatile Portfolios™ TFSA
Co-operators U.S. Equity Fund

Co-operators Life Insurance Company | December 31, 2023



Who is this Fund for?

For investors seeking growth with a long-term investment horizon and who want to invest primarily in equities of large companies based in the United States. Investors should be comfortable with moderate ups and downs of the market.

How much does it cost?

The following shows the fees and expenses you could pay to buy, own, and sell units of the fund.

1. Sales Charges

This is a no load product. There are no deferred sales charges. When you make a deposit, Co-operators does not pay your financial representative a commission. 100% of the assets received by Co-operators are used to buy units.

2. Ongoing Fund Expense

The Management Expense Ratio (MER) includes the management fee and operating expenses of the fund. The MER includes the insurance cost for the guarantee. You do not pay these expenses directly. They affect you because they reduce the return you get on your investment. For details about how the guarantee works, see your Policy and Information Folder. For details on the MER, please see the Information Folder.

3. Trailing Commission

For the services and advice provided to you, Co-operators pays your financial representative a trailing commission for as long as you own segregated funds. The annual trailing commission of 0.70% is paid from the management fee and is based on the value of your fund assets.

4. Other Fees

You may pay other fees when you sell or transfer units of the fund.

Withdrawal service fee	\$25 after the first withdrawal each calendar year
Interfund transfer fee	\$20 after the fourth interfund transfer each calendar year

What if I change my mind?

You can change your mind within two business days of the earlier of the date you received confirmation or five business days after it is mailed. You have to tell us in writing (email, fax, or letter) that you want to cancel. The amount returned will be the lesser of the amount you invested or the value of the fund if it has gone down. The amount returned only applies to the specific transaction.

You can also change your mind about subsequent transactions you make under the policy within two business days from the date you received confirmation. In this case, the right to cancel only applies to the new transaction.

For more information

The summary may not contain all the information you need. Please read the Policy and Information Folder.

Co-operators Life Insurance Company
1900 Albert Street Regina, SK S4P 4K8

Phone: 1-800-454-8061

Email: phs_wealth_mgmt@cooperators.ca